




Gender Equality

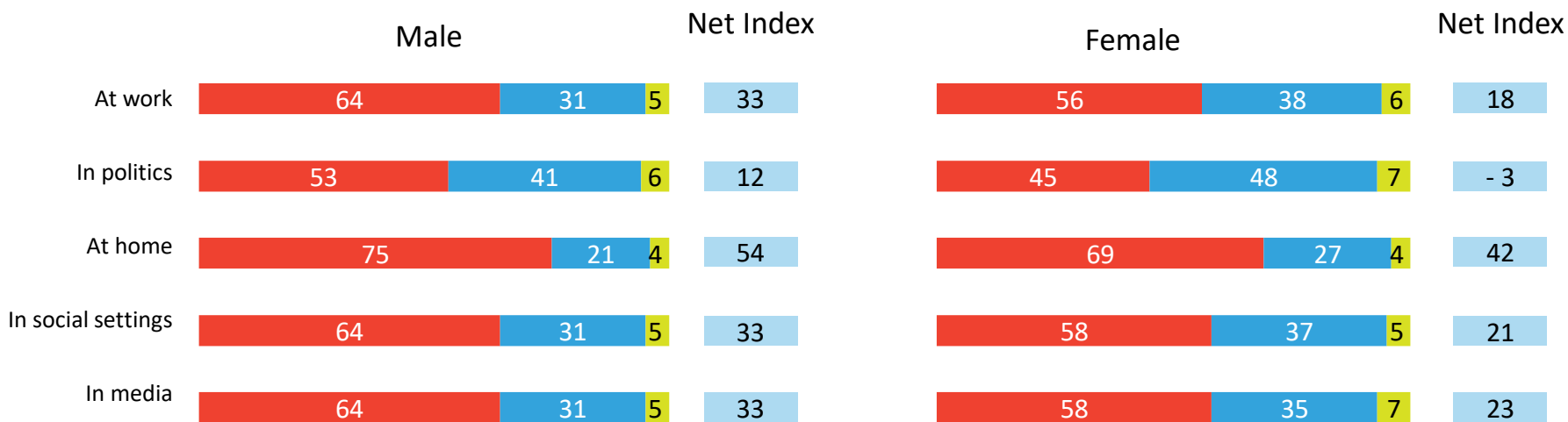
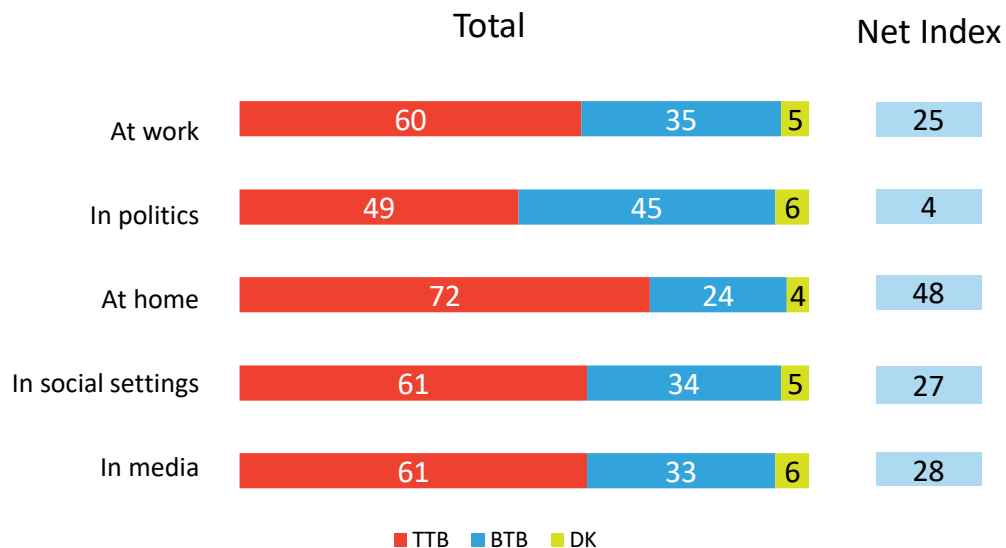
WWS 2020



LEVEL OF ACHIEVEMENT IN GENDER EQUALITY

Level of achievement in Gender Equality - 2019

% within total population – Net Index

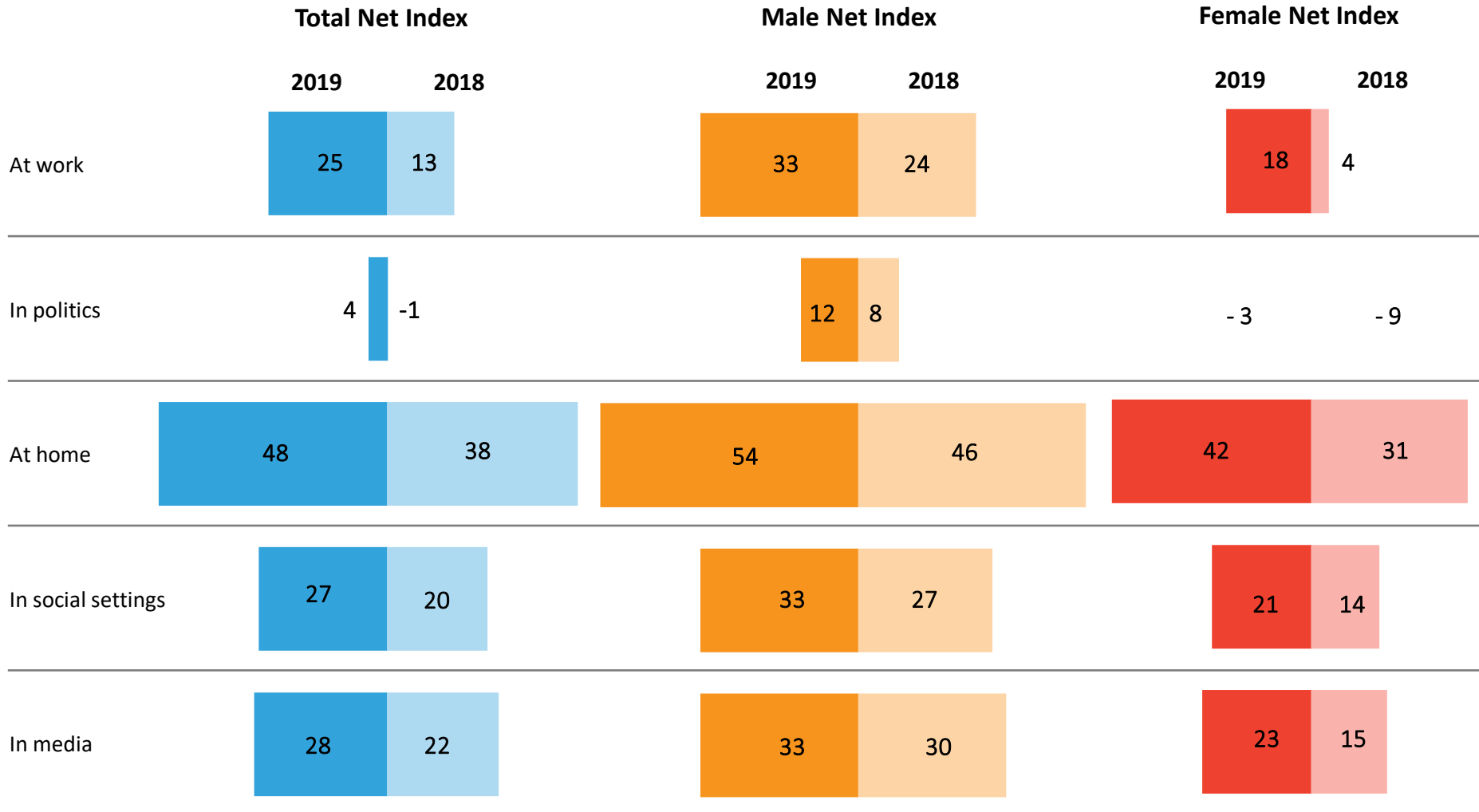


Source: WIN 2019. Base: 29274

Net Index: TTB - BTB

Level of achievement in Gender Equality 2018 vs 2019

% within total population – Net Index



Source: WIN 2019. Base: 29274

Level of achievement in Gender Equality - 2019

% within total population – Net Index

	At Work			In politics			At home			In social settings			In media		
	Net Index	TTB	BTB	Net Index	TTB	BTB	Net Index	TTB	BTB	Net Index	TTB	BTB	Net Index	TTB	BTB
Argentina	31	59	28	34	59	25	74	84	10	41	66	25	36	61	25
Australia	33	64	31	-15	40	55	58	77	19	47	72	25	23	59	36
Brazil	7	50	43	-27	32	59	27	60	33	20	56	36	34	63	29
Canada	41	67	26	5	49	44	69	82	13	45	70	25	34	63	29
Chile	-3	47	50	-19	37	56	39	68	29	-8	44	52	6	51	45
China	24	62	38	58	79	21	52	76	24	*-	*-	*-	52	76	24
Croatia	-6	46	52	-33	33	66	32	65	33	-7	46	53	19	59	40
Denmark	33	60	27	38	64	26	62	76	14	55	71	16	42	65	23
Ecuador	40	68	28	27	61	34	33	65	32	37	67	30	39	67	28
Finland	30	63	33	46	70	24	60	78	18	41	68	27	38	65	27
France	-28	33	61	-34	30	64	34	64	30	-15	38	53	4	47	43
Germany	2	49	47	-4	46	50	68	82	14	39	68	29	19	58	39
Greece	35	67	32	33	66	33	55	77	22	38	68	30	55	76	21
Hong Kong	39	68	29	17	55	38	52	75	23	44	70	26	29	62	33
India	53	76	23	16	57	41	39	69	30	24	62	38	49	74	25
Indonesia	34	61	27	4	43	39	58	77	19	25	58	33	13	49	36
Iran	13	49	36	-21	28	49	57	75	18	23	57	34	11	47	36
Ireland	32	62	30	0	46	46	55	74	19	55	75	20	40	67	27
Italy	5	51	46	-3	47	50	54	76	22	17	57	40	27	62	35
Japan	-32	29	61	-60	17	77	-9	42	51	-48	24	72	-32	30	62

	At work			In politics			At home			In social settings			In media		
	Net Index	TTB	BTB	Net Index	TTB	BTB	Net Index	TTB	BTB	Net Index	TTB	BTB	Net Index	TTB	BTB
Lebanon	60	80	20	14	57	43	38	69	31	80	90	10	84	92	8
Malaysia	34	64	30	-7	42	49	41	68	27	25	59	34	24	58	34
Mexico	28	63	35	9	53	44	35	67	32	10	54	44	30	64	34
Nigeria	57	77	20	-14	41	55	59	79	20	38	68	30	45	71	26
Pakistan	40	70	30	25	62	37	51	75	24	21	60	39	29	63	34
Palestinian T.	19	59	40	-4	47	51	14	56	42	16	57	41	19	58	39
Paraguay	18	57	39	-8	43	51	38	67	29	21	58	37	31	63	32
Peru	27	62	35	1	47	46	28	63	35	11	53	42	21	57	36
Philippines	67	83	16	34	66	32	81	90	9	65	82	17	32	64	32
Poland	30	58	28	22	53	31	37	61	24	20	51	31	38	60	22
Slovenia	25	61	36	-10	44	54	64	81	17	34	66	32	44	71	27
South Africa	20	58	38	-13	41	54	40	69	29	21	59	38	24	60	36
South Korea	26	62	36	-13	42	55	47	73	26	12	55	43	8	53	45
Spain	6	52	46	12	55	43	26	62	36	24	61	37	33	65	32
Sweden	31	62	31	27	60	33	59	76	17	49	70	21	37	64	27
Thailand	62	78	16	15	56	41	71	85	14	60	79	19	37	67	30
UK	34	58	24	18	52	34	54	69	15	48	66	18	23	53	30
United States	41	68	27	9	52	43	61	77	16	48	71	23	33	64	31
Vietnam	70	83	13	29	59	30	79	88	9	50	73	23	50	72	22

Source: WIN 2019. Base: 29274

Net Index: TTB - BTB

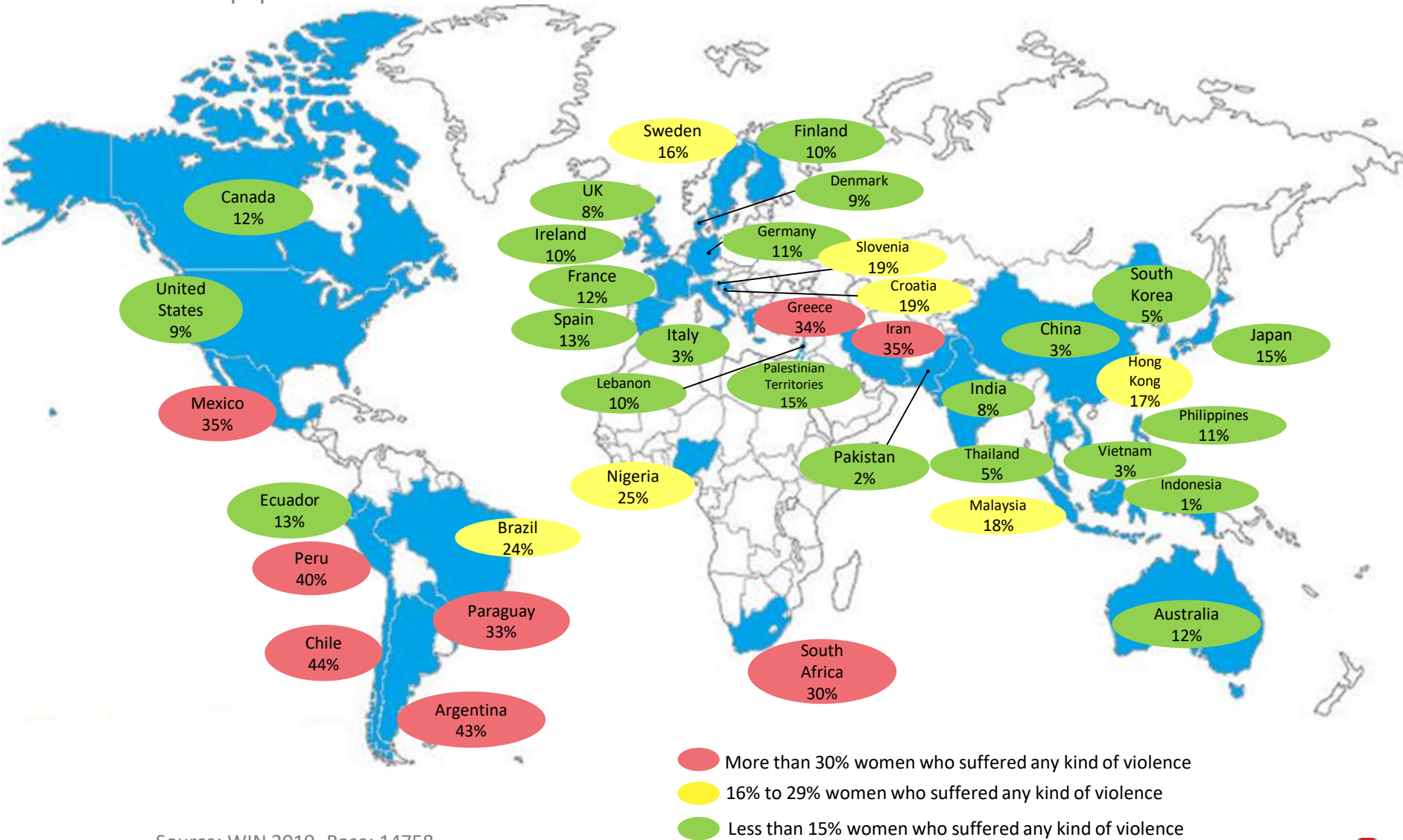
P6. Speaking now about gender equality, in each of the following fields, would you say gender equality has been definitely/to some extent/not really/not at all achieved in your country?



VIOLENCE

Suffered any kind of violence - Female

% within female population



Source: WIN 2019. Base: 14758

- More than 30% women who suffered any kind of violence
- 16% to 29% women who suffered any kind of violence
- Less than 15% women who suffered any kind of violence

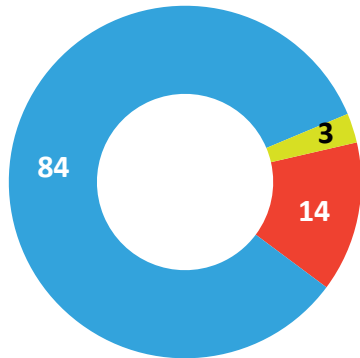
Suffered any kind of violence

% within total population

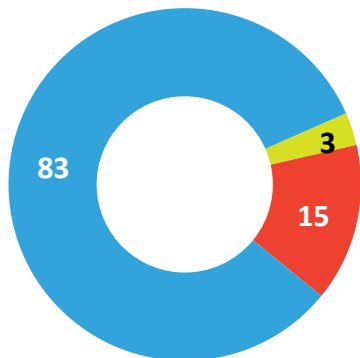
% within female population

Total 2019

■ Yes ■ No ■ DK

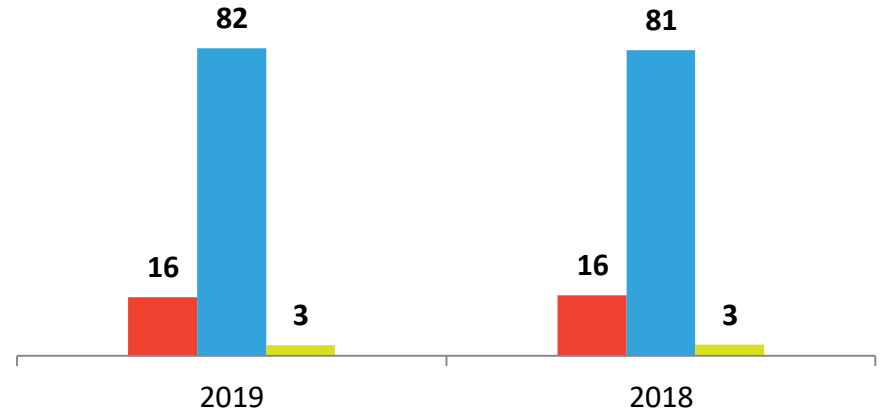


Total 2018



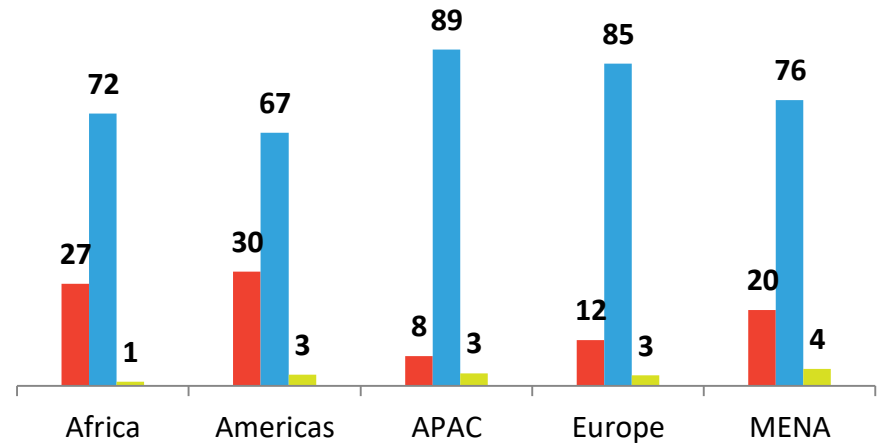
Source: WIN 2019. Base: 28734

Total – Female



Base: 14758

Region 2019 - Female



Base: 14758

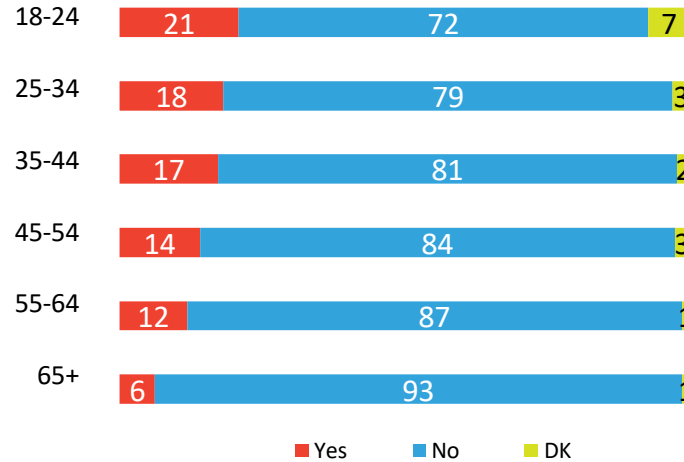
P7. Have you suffered from any kind of violence (either physical or psychological) in the past year?

Note: The total percentage may not always add up to 100 due to rounding and/or multiple response questions.

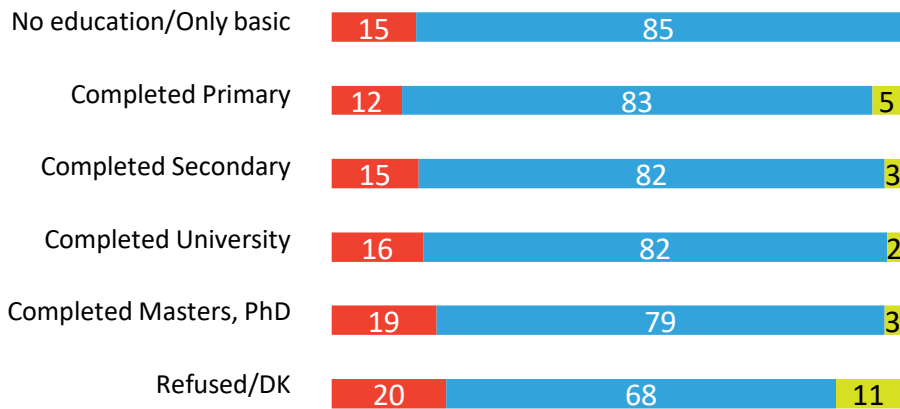
Suffered any kind of violence 2019 - Female

% within female population

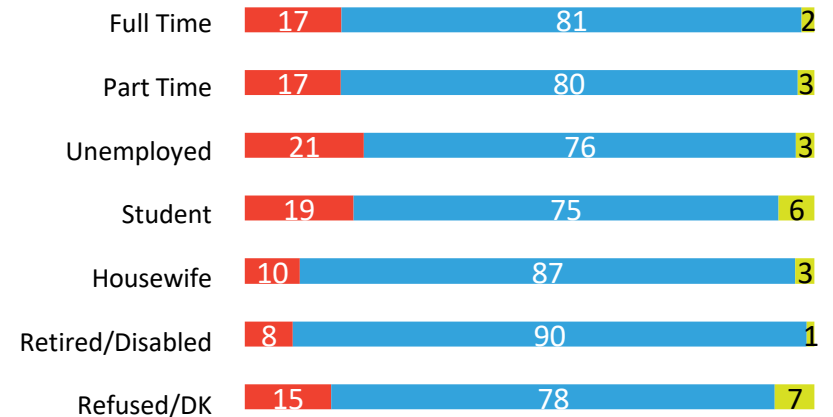
Total - Age



Total - Education Level



Total - Employment



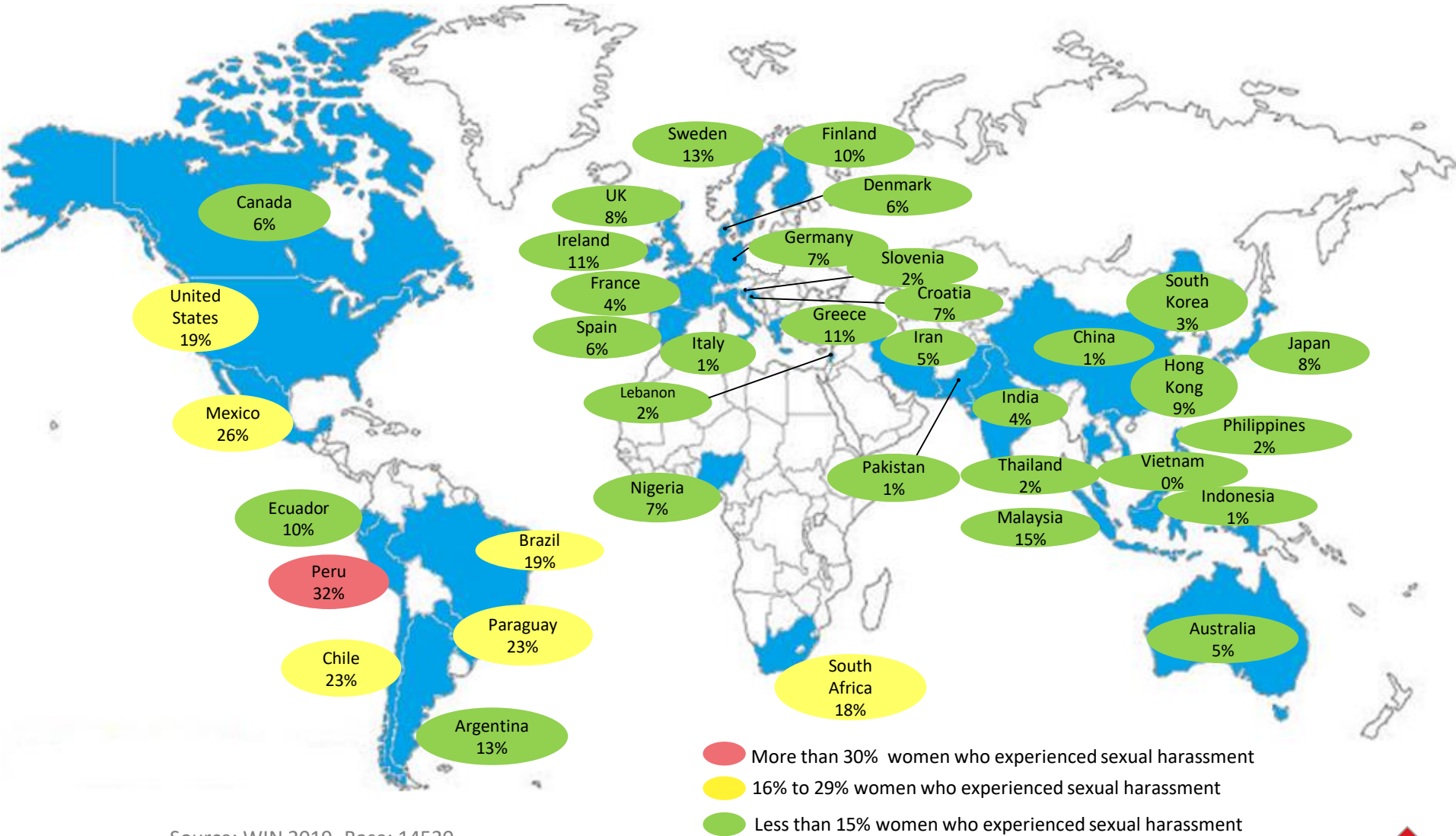
Source: WIN 2019. Base: 14758



SEXUAL HARRASMENT

Experienced sexual harassment - Female

% within female population



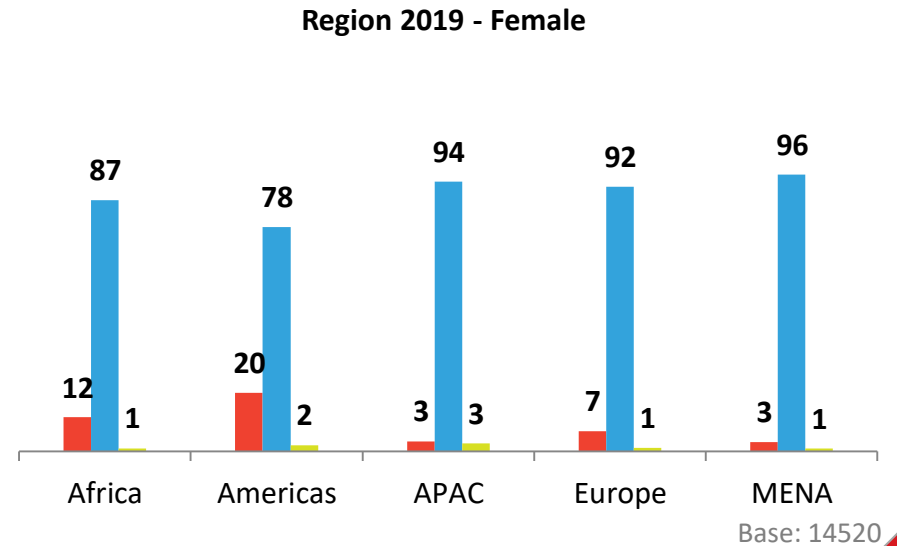
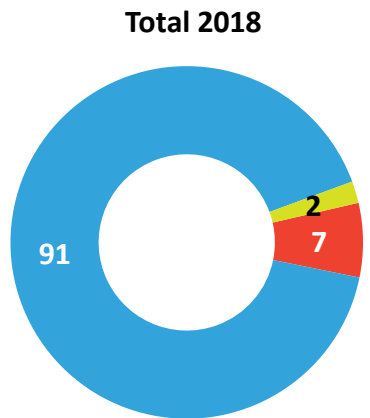
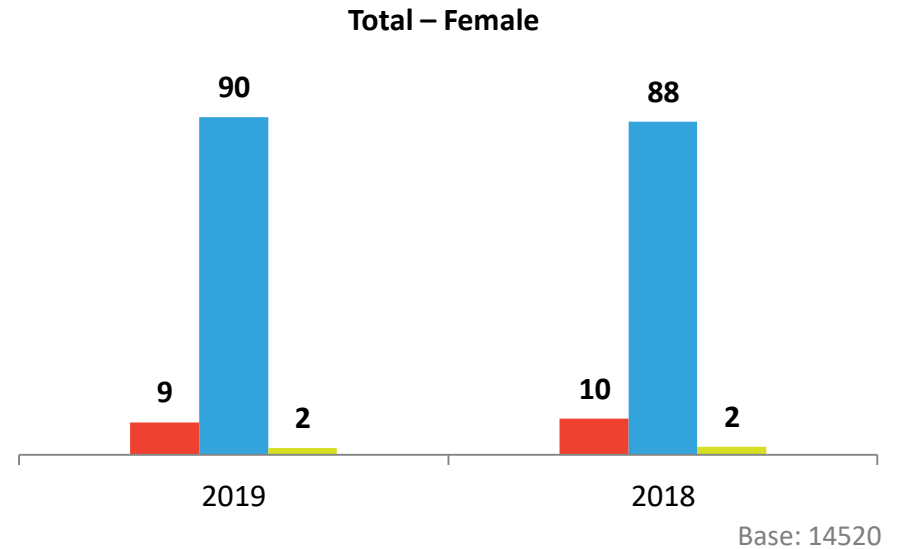
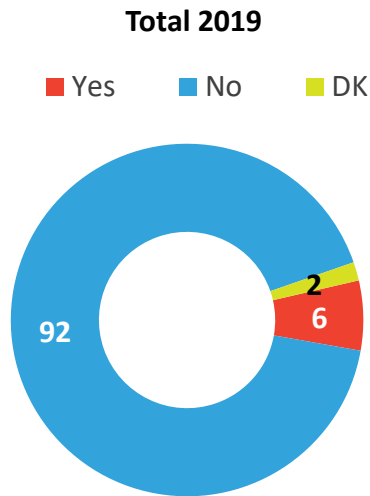
Source: WIN 2019. Base: 14520

- More than 30% women who experienced sexual harassment
- 16% to 29% women who experienced sexual harassment
- Less than 15% women who experienced sexual harassment

Experienced sexual harassment

% within total population

% within female population



Source: WIN 2019. Base: 28227

Base: 14520

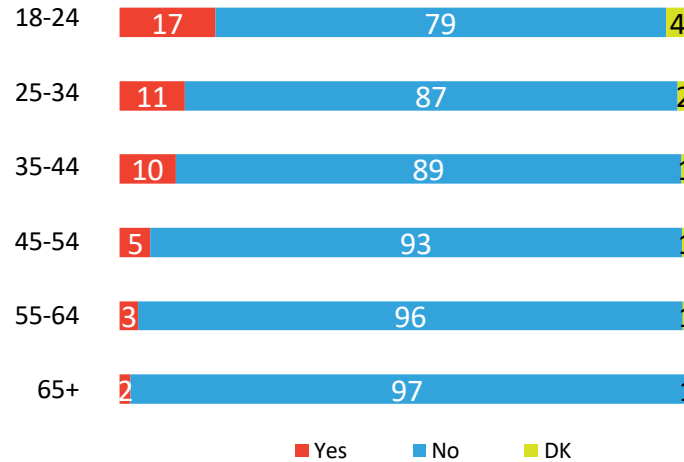
P8. In the past year, would you say you've experienced sexual harassment?

Note: The total percentage may not always add up to 100 due to rounding and/or multiple response questions.

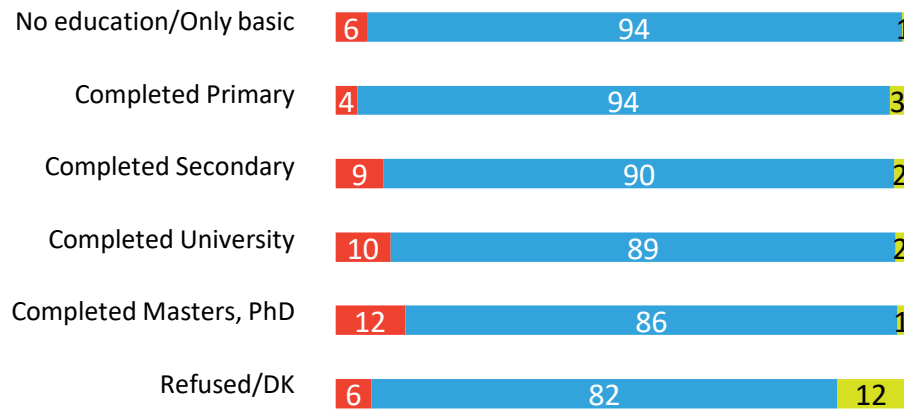
Experienced sexual harassment 2019 - Female

% within female population

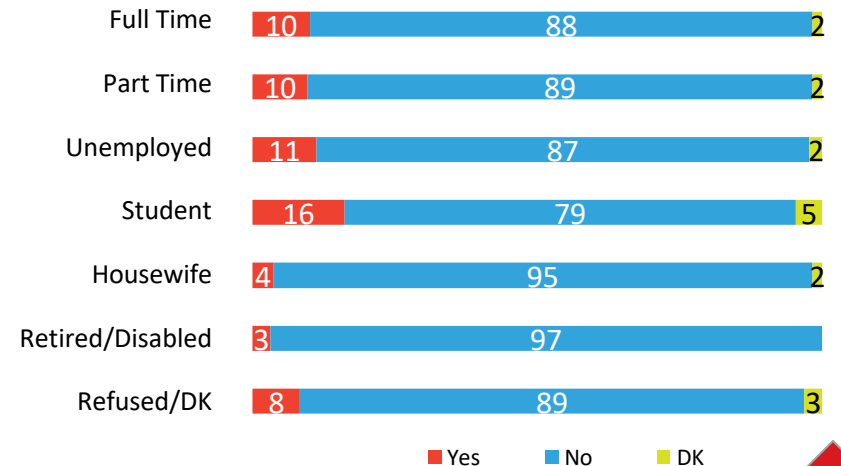
Total - Age



Total - Education Level



Total - Employment



Source: WIN 2019. Base: 14520

Yes No DK

P8. In the past year, would you say you've experienced sexual harassment?

Note: The total percentage may not always add up to 100 due to rounding and/or multiple response questions.

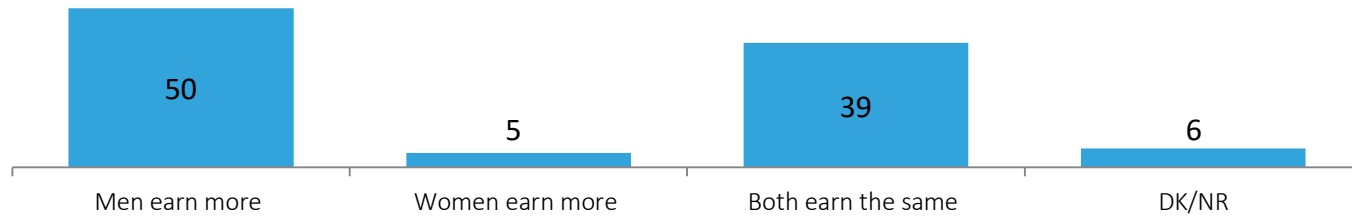


PERCEPTIONS OF EQUAL PAY

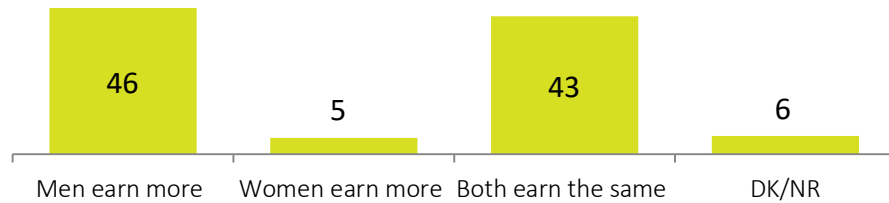
Earn for the same job - 2019

% within total population

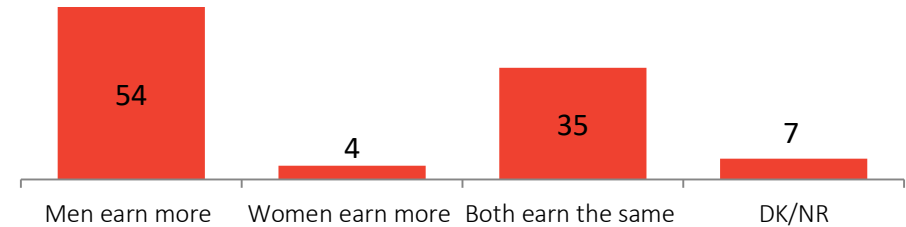
Total



Male



Female



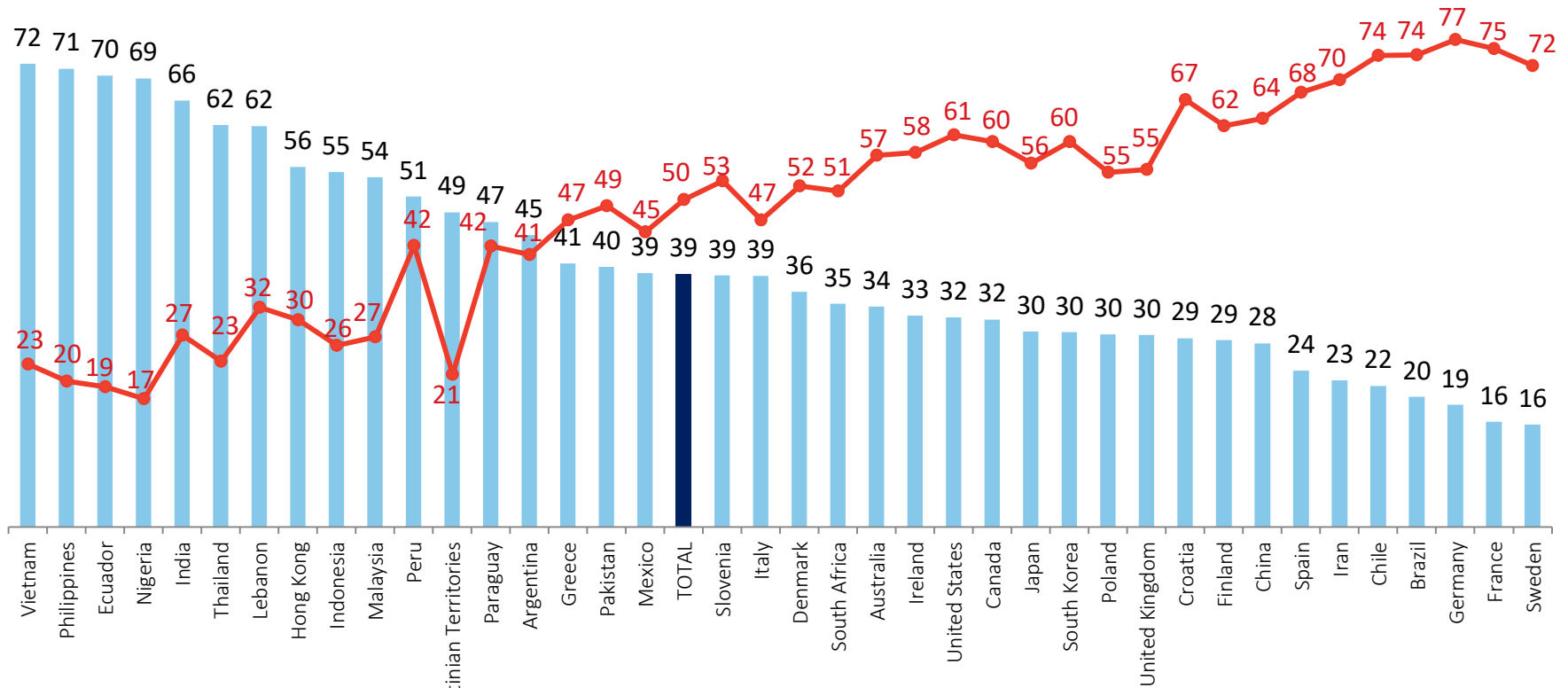
Source: WIN 2019. Base: 29274

Earn the same for the same job - 2019

% within total population

Total

● % Men earn more
 ■ % Both earn the same for the same job



Source: WIN 2019. Base: 29274

METHODOLOGY

COUNTRY	COMPANY	SAMPLE SIZE	COVERAGE
ARGENTINA	Voices! Research & Consultancy	519	8 MAIN CITIES
AUSTRALIA	Bastion Latitude	1000	NATIONAL
BRAZIL	Market Analysis	560	NATIONAL
CANADA	Leger 360	500	NATIONAL
CHILE	Activa Research	1000	NATIONAL
CHINA	Wisdom Asia	1000	URBAN
CROATIA	Mediana	501	NATIONAL
DENMARK	DMA Research A/S	500	NATIONAL
ECUADOR	CETADOS	600	NATIONAL TWO CITIES
FINLAND	Taloustutkimus Oy	1000	NATIONAL EXCEPT ALAND ISLANDS
FRANCE	BVA	1000	NATIONAL

METHODOLOGY

COUNTRY	COMPANY	SAMPLE SIZE	COVERAGE
GERMANY	Produkt + Markt	1000	NATIONAL
GREECE	Alternative Research Solutions	500	NATIONAL
HONG KONG	CSG (Consumer Search Group)	537	NATIONAL
INDIA	DataPrompt International	500	NATIONAL
INDONESIA	Deka International	1032	5 MAIN CITIES
IRAN	EMRC	700	URBAN
IRELAND	RED C Research and Marketing Ltd	1011	NATIONAL
ITALY	BVA DOXA	1000	NATIONAL
JAPAN	NRC (Nippon Research Center)	1000	NATIONAL
LEBANON	REACH SAL	500	NATIONAL
MALAYSIA	Compass Insights	502	URBAN PENINSULAR

METHODOLOGY

COUNTRY	COMPANY	SAMPLE SIZE	COVERAGE
MEXICO	Brand Investigation S.A de C.V (Brain)	500	URBAN
NIGERIA	MARKET TRENDS GROUP	1000	NATIONAL
PALESTINE	PCPO Palestinian Centre for Public Opinion	120	NATIONAL
PAKISTAN	Gallup Pakistan	1000	NATIONAL
PARAGUAY	ICA Consultoría Estratégica	500	NATIONAL
PERU	DATUM Internacional	1000	NATIONAL
PHILIPPINES	PSRC (Philippines Survey & Research Center Inc.)	1000	NATIONAL
POLAND	MARECO POLSKA	500	NATIONAL
SLOVENIA	Mediana	511	NATIONAL
SOUTH AFRICA	Freshly Ground Insights (FGI)	744	NATIONAL
SOUTH KOREA	Gallup Korea	1500	NATIONAL

METHODOLOGY

COUNTRY	COMPANY	SAMPLE SIZE	COVERAGE
SPAIN	Instituto DYM	1017	NATIONAL
SWEDEN	Origo Group	500	NATIONAL
THAILAND	Infosearch co.ltd	600	NATIONAL
UK	ORB International (Opinion Research Business)	1000	NATIONAL
USA	SSRS	509	NATIONAL
VIETNAM	Indochina Research	501	TWO PROVINCES

Total of 29,274 surveys throughout the world

Field dates: October to December 2019
