

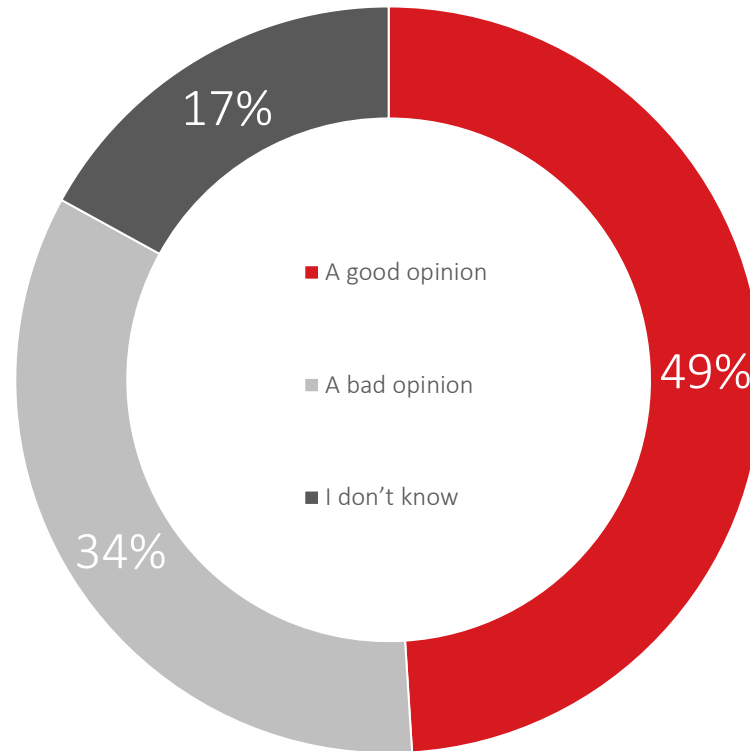


**WIN**

Worldwide  
Independent Network  
Of Market Research






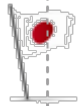




**THE  
2020  
U.S. ELECTION**

# 49% OF THOSE SURVEYED HAVE A GOOD OPINION OF THE U.S.



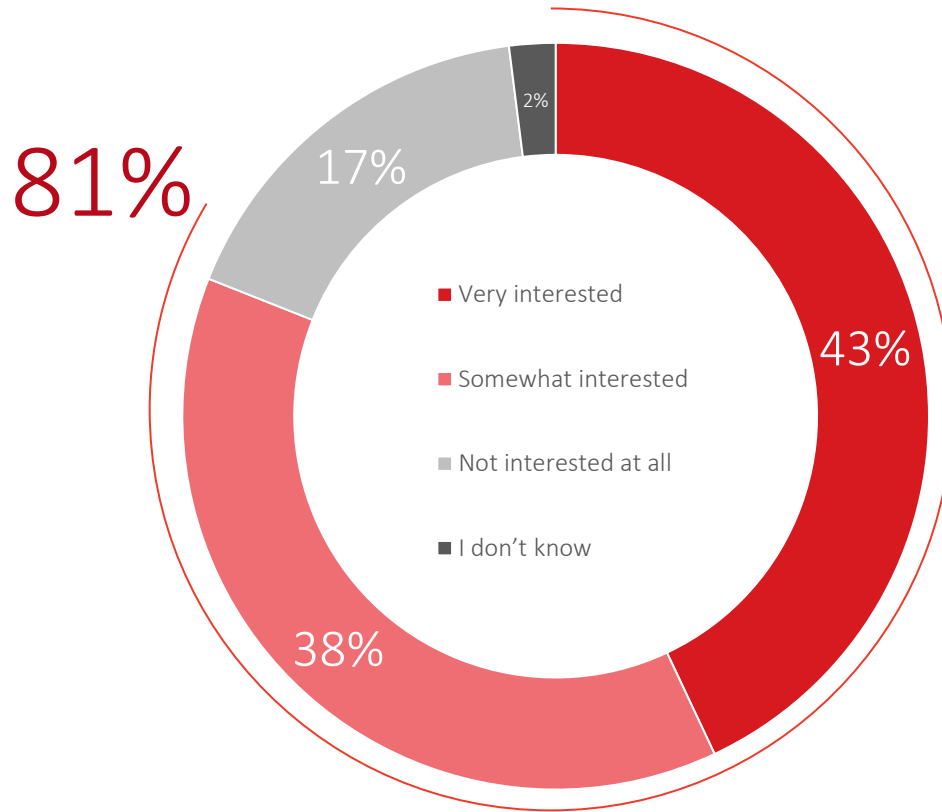
# ONLY TWO-IN-TEN GERMANS OR CANADIANS HAVE A GOOD OPINION OF THE U.S.

## THE COUNTRIES

	Total	Argentina	Canada	France	Germany	Italy	Japan	Peru	Spain	U.K.	U.S.
											
<i>n=</i>	11,737	1010	1539	1000	1000	1000	1089	1017	1000	2082	1000
A good opinion	49%	51%	25%	36%	22%	38%	39%	48%	37%	34%	72%
A bad opinion	34%	34%	67%	49%	58%	33%	27%	33%	43%	46%	20%
I don't know	17%	16%	8%	15%	20%	29%	33%	18%	20%	20%	8%






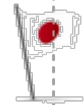




	G7	G6*
<i>n=</i>	8710	7710
A good opinion	50%	33%
A bad opinion	33%	43%
I don't know	17%	23%

# THREE QUARTERS OF COUNTRIES SHOW INTEREST IN THE UPCOMING U.S. ELECTION.



# IN MOST COUNTRIES, THE UPCOMING U.S. ELECTION HAS CAPTURED THE INTEREST OF AT LEAST SEVEN-IN-TEN.

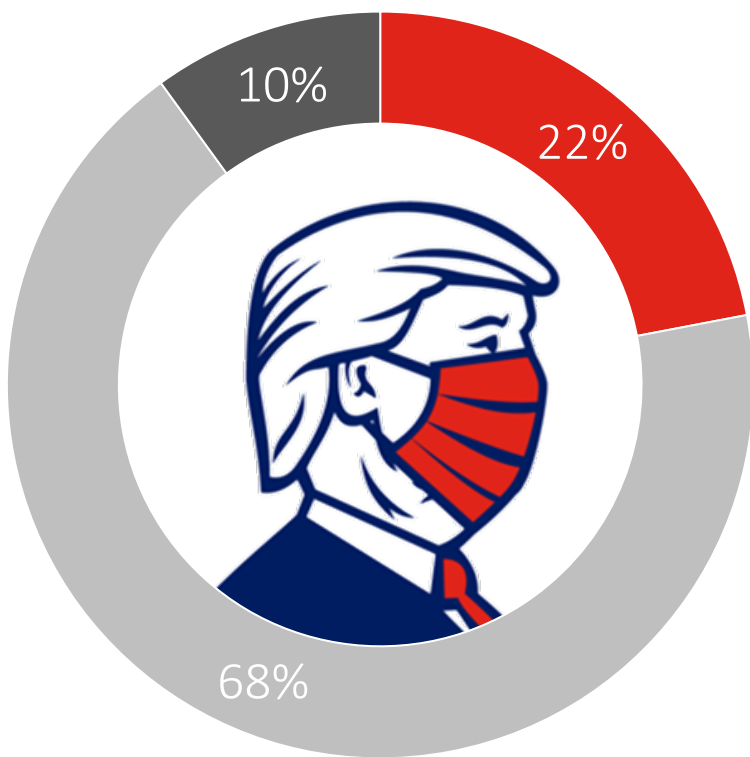
## THE COUNTRIES

	Total	Argentina	Canada	France	Germany	Italy	Japan	Peru	Spain	U.K.	U.S.
											
<i>n</i> =	11,737	1010	1539	1000	1000	1000	1089	1017	1000	2082	1000
Interested (NET)	81%	56%	76%	73%	85%	68%	72%	59%	70%	74%	97%
<i>Very interested</i>	43%	11%	31%	21%	30%	18%	22%	13%	19%	23%	78%
<i>Somewhat interested</i>	38%	45%	45%	52%	54%	50%	50%	46%	51%	51%	19%
Not interested at all	17%	41%	21%	24%	13%	26%	24%	34%	24%	25%	3%
I don't know	2%	3%	3%	3%	3%	5%	4%	7%	5%	1%	0%

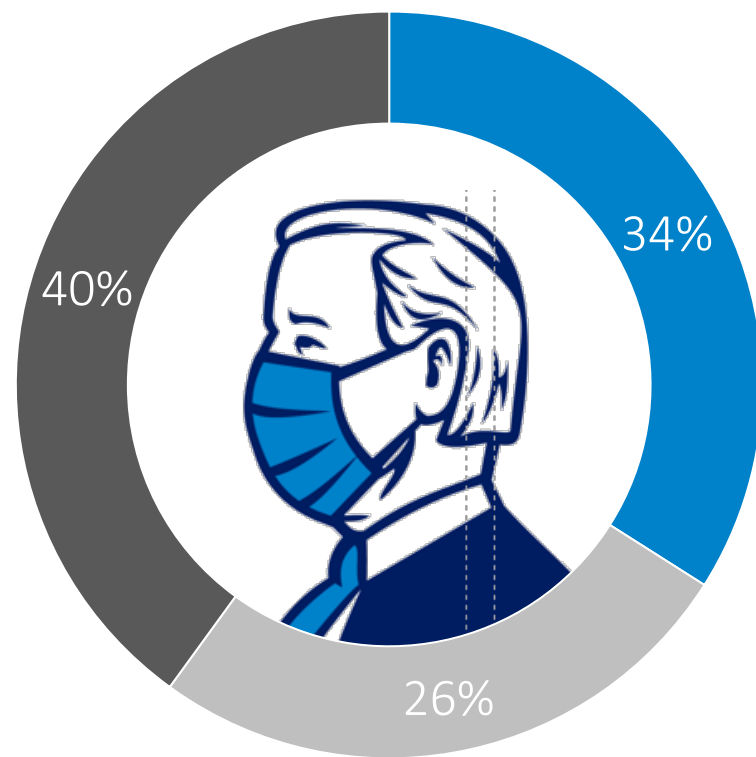
G7      G6

<i>n</i> =	8710	7710
Interested (NET)	84%	75%
<i>Very interested</i>	47%	24%
<i>Somewhat interested</i>	37%	51%
Not interested at all	14%	22%
I don't know	2%	3%

# THERE'S MORE LOVE FOR BIDEN IN THE SURVEYED COUNTRIES.








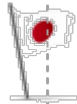




- A good opinion
- A bad opinion
- I don't know



# FRANCE AND GERMANY SHOW THE LEAST AMOUNT OF LOVE FOR TRUMP.



## THE COUNTRIES

	Total	Argentina	Canada	France	Germany	Italy	Japan	Peru	Spain	U.K.	U.S.
											
<i>n=</i>	11,737	1010	1539	1000	1000	1000	1089	1017	1000	2082	1000
A good opinion	22%	19%	13%	9%	8%	16%	19%	17%	15%	13%	35%
A bad opinion	68%	66%	81%	83%	83%	62%	62%	73%	75%	80%	59%
I don't know	10%	15%	6%	8%	9%	22%	19%	11%	11%	7%	6%

G7      G6

*n=*      8710      7710

A good opinion	23%	14%
A bad opinion	67%	73%
I don't know	10%	13%

# YES, THERE'S MORE LOVE FOR BIDEN OVERALL, BUT MANY HAVEN'T MADE UP THEIR MINDS ABOUT HIM YET.



## THE COUNTRIES

	Total	Argentina	Canada	France	Germany	Italy	Japan	Peru	Spain	U.K.	U.S.
<i>n=</i>	11,737	1010	1539	1000	1000	1000	1089	1017	1000	2082	1000
A good opinion	34%	23%	50%	35%	35%	27%	24%	15%	27%	32%	42%
A bad opinion	26%	9%	21%	17%	15%	15%	18%	17%	19%	23%	42%
I don't know	40%	68%	29%	48%	49%	59%	58%	67%	54%	45%	16%

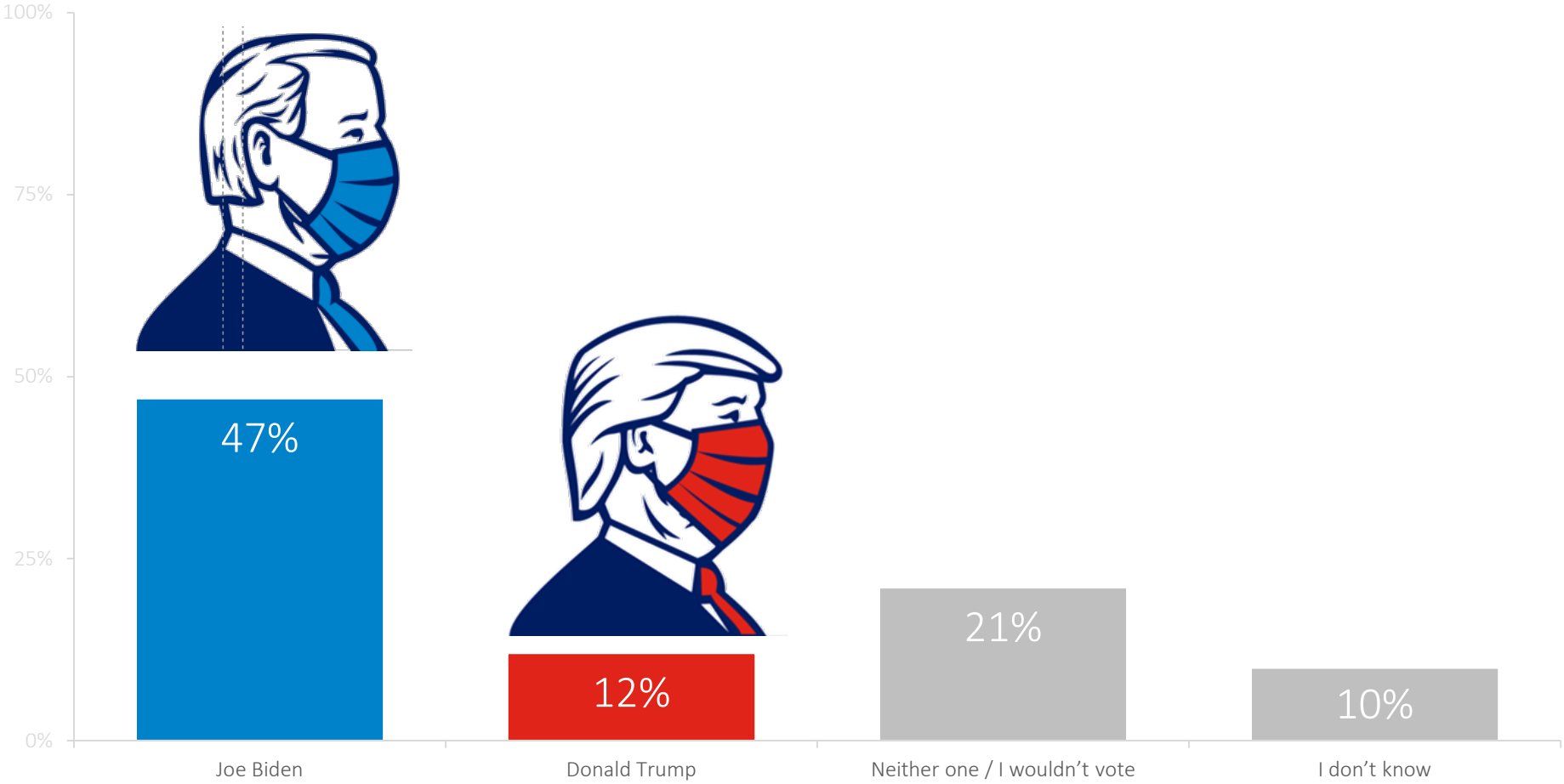
G7      G6

*n=*      8710      7710

A good opinion	36%	32%
A bad opinion	28%	18%
I don't know	36%	50%



# IF THE COUNTRIES HAD A VOTE, IT WOULD LIKELY GO TO BIDEN.



# IF THEY HAD A VOTE, IT WOULD LIKELY GO TO BIDEN.

## THE COUNTRIES

Total

Argentina Canada France Germany Italy Japan Peru Spain U.K.

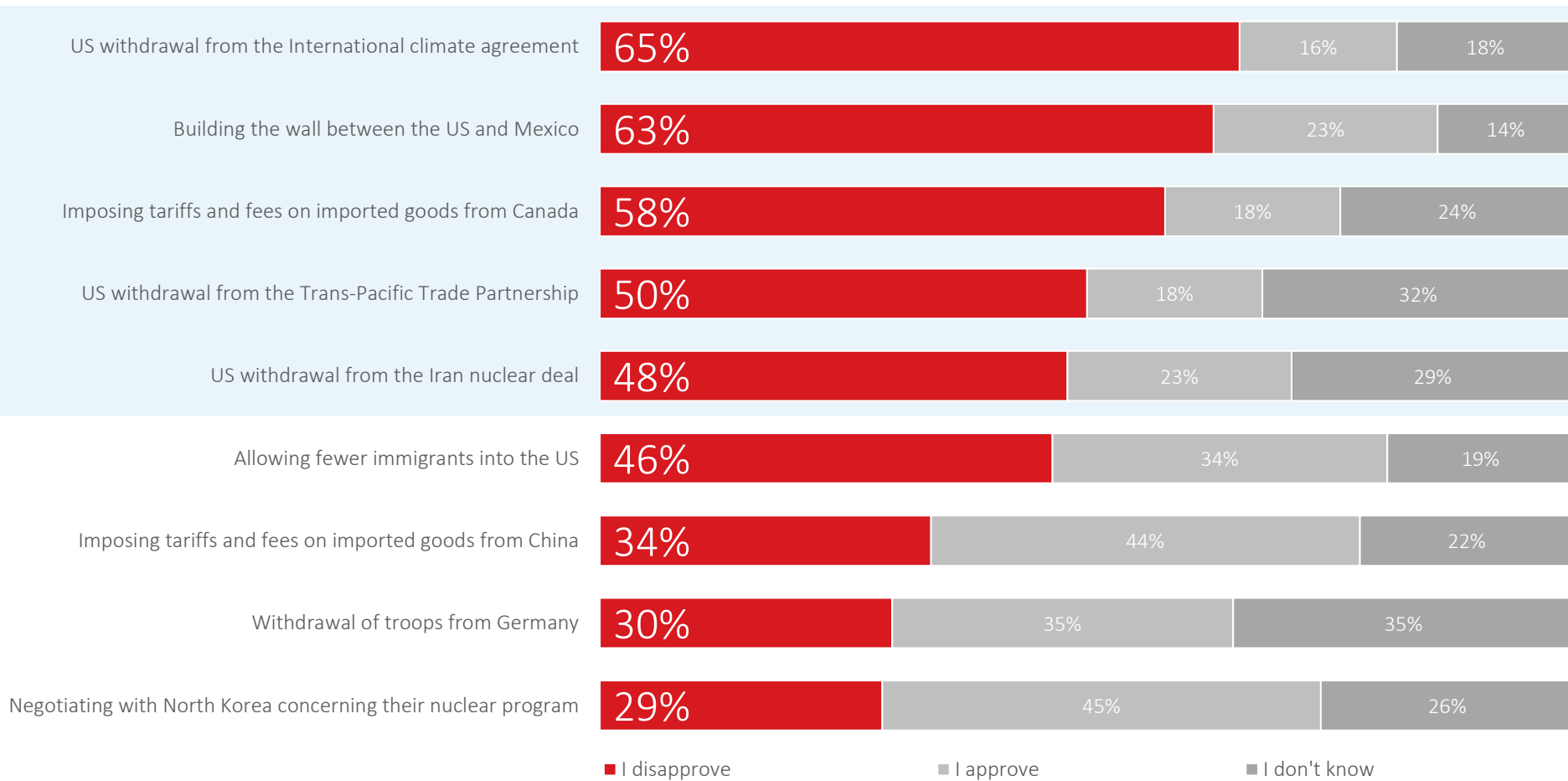
	n=	10,373	1010	1539	1000	1000	1000	1089	1017	1000	2082
Joe Biden	47%	40%	68%	57%	66%	42%	40%	36%	50%	56%	
Donald Trump	12%	15%	14%	9%	8%	15%	21%	14%	12%	14%	
Neither one	21%	31%	13%	22%	19%	27%	23%	35%	38%	21%	
I don't know	10%	15%	5%	12%	8%	16%	16%	14%	-	9%	

G6

n= 7710

Joe Biden	53%
Donald Trump	14%
Neither one	21%
I don't know	12%





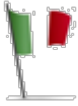
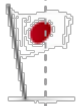




# APPROVAL RATES FOR FIVE OUT OF NINE OF TRUMP'S POLICY DECISIONS ARE BELOW 25%.



RE:

# “U.S. withdrawal from the International climate agreement”





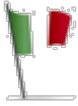
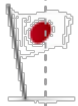




THE COUNTRIES

	Total	Argentina	Canada	France	Germany	Italy	Japan	Peru	Spain	U.K.	U.S.
											
<i>n=</i>	11,737	1010	1539	1000	1000	1000	1089	1017	1000	2082	1000
I approve	15%	12%	11%	8%	8%	9%	9%	10%	11%	7%	27%
I disapprove	66%	62%	74%	78%	78%	73%	60%	67%	74%	72%	58%
I don't know	18%	26%	15%	14%	14%	18%	31%	23%	15%	21%	15%

	G7	G6
<i>n=</i>	8710	7710
I approve	16%	9%
I disapprove	65%	71%
I don't know	18%	21%

# RE: “U.S. withdrawal from the Trans-Pacific Trade Partnership”





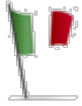
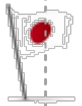




## THE COUNTRIES

	Total	Argentina	Canada	France	Germany	Italy	Japan	Peru	Spain	U.K.	U.S.
											
<i>n=</i>	11,737	1010	1539	1000	1000	1000	1089	1017	1000	2082	1000
I approve	17%	19%	10%	11%	8%	15%	9%	10%	10%	7%	28%
I disapprove	51%	39%	61%	60%	66%	40%	57%	58%	69%	48%	43%
I don't know	32%	42%	30%	29%	26%	45%	34%	32%	21%	44%	29%

	G7	G6
<i>n=</i>	8710	7710
I approve	18%	10%
I disapprove	50%	56%
I don't know	32%	34%

# RE: “U.S. withdrawal from the Iran nuclear deal”





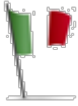
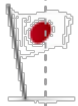




## THE COUNTRIES

	Total	Argentina	Canada	France	Germany	Italy	Japan	Peru	Spain	U.K.	U.S.
											
<i>n=</i>	11,737	1010	1539	1000	1000	1000	1089	1017	1000	2082	1000
I approve	23%	34%	18%	14%	15%	22%	15%	23%	19%	14%	33%
I disapprove	48%	35%	47%	56%	60%	44%	48%	44%	55%	48%	44%
I don't know	29%	32%	35%	29%	25%	34%	37%	33%	25%	38%	23%

	G7	G6
<i>n=</i>	8710	7710
I approve	23%	16%
I disapprove	48%	51%
I don't know	29%	33%

# RE: “Building the wall between the U.S. and Mexico”

## THE COUNTRIES

	Total	Argentina	Canada	France	Germany	Italy	Japan	Peru	Spain	U.K.	U.S.
											
<i>n=</i>	11,737	1010	1539	1000	1000	1000	1089	1017	1000	2082	1000
I approve	22%	17%	14%	10%	10%	15%	15%	13%	12%	17%	36%
I disapprove	64%	69%	75%	75%	78%	70%	52%	78%	75%	65%	57%
I don't know	14%	14%	11%	15%	12%	15%	32%	9%	13%	18%	7%

	G7	G6
<i>n=</i>	8710	7710
I approve	23%	14%
I disapprove	63%	67%
I don't know	14%	19%

RE:

# “Negotiating with North Korea concerning their nuclear program”

THE COUNTRIES





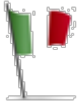
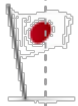




	Total	Argentina	Canada	France	Germany	Italy	Japan	Peru	Spain	U.K.	U.S.
<i>n=</i>	11,737	1010	1539	1000	1000	1000	1089	1017	1000	2082	1000
I approve	43%	32%	30%	39%	43%	36%	44%	29%	35%	45%	50%
I disapprove	31%	38%	41%	36%	28%	29%	21%	45%	43%	22%	32%
I don't know	26%	30%	29%	25%	29%	35%	35%	26%	22%	34%	19%

	G7	G6
<i>n=</i>	8710	7710
I approve	45%	41%
I disapprove	29%	28%
I don't know	26%	32%



# RE: “Allowing fewer immigrants into the U.S.”





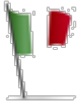
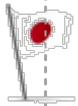




## THE COUNTRIES

	Total	Argentina	Canada	France	Germany	Italy	Japan	Peru	Spain	U.K.	U.S.
											
<i>n=</i>	11,737	1010	1539	1000	1000	1000	1089	1017	1000	2082	1000
I approve	32%	24%	27%	36%	22%	35%	22%	17%	21%	31%	43%
I disapprove	48%	60%	55%	41%	58%	46%	37%	68%	61%	44%	47%
I don't know	19%	16%	18%	23%	20%	20%	41%	15%	17%	25%	9%

	G7	G6
<i>n=</i>	8710	7710
I approve	34%	28%
I disapprove	46%	45%
I don't know	19%	27%

# RE: “Withdrawal of troops from Germany”

## THE COUNTRIES





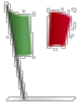





	Total	Argentina	Canada	France	Germany	Italy	Japan	Peru	Spain	U.K.	U.S.
											
<i>n=</i>	11,737	1010	1539	1000	1000	1000	1089	1017	1000	2082	1000
I approve	37%	56%	28%	39%	33%	45%	29%	52%	42%	29%	38%
I disapprove	28%	8%	32%	26%	44%	20%	22%	18%	27%	26%	32%
I don't know	35%	36%	41%	35%	23%	35%	50%	30%	31%	44%	30%

	G7	G6
<i>n=</i>	8710	7710
I approve	35%	33%
I disapprove	30%	28%
I don't know	35%	39%

RE:

# “Imposing tariffs and fees on imported goods from China”

THE COUNTRIES

	Total	Argentina	Canada	France	Germany	Italy	Japan	Peru	Spain	U.K.	U.S.
											
<i>n=</i>	11,737	1010	1539	1000	1000	1000	1089	1017	1000	2082	1000
I approve	42%	37%	36%	46%	22%	34%	41%	30%	25%	35%	54%
I disapprove	35%	31%	39%	32%	54%	44%	24%	47%	52%	32%	32%
I don't know	23%	32%	25%	23%	24%	22%	34%	23%	23%	33%	14%

G7      G6





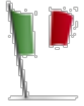
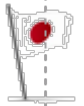




*n=*      8710      7710

I approve	44%	36%
I disapprove	34%	36%
I don't know	22%	28%

RE:

# “Imposing tariffs and fees on imported goods from Canada”






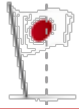




THE COUNTRIES

	Total	Argentina	Canada	France	Germany	Italy	Japan	Peru	Spain	U.K.	U.S.
											
<i>n=</i>	11,737	1010	1539	1000	1000	1000	1089	1017	1000	2082	1000
I approve	18%	18%	5%	12%	7%	14%	9%	16%	12%	8%	29%
I disapprove	57%	35%	84%	65%	71%	62%	47%	54%	63%	61%	53%
I don't know	25%	46%	11%	22%	22%	23%	43%	30%	25%	31%	18%

	G7	G6
<i>n=</i>	8710	7710
I approve	18%	9%
I disapprove	58%	62%
I don't know	24%	29%

THE COUNTRIES

I APPROVE

	Total	Argentina	Canada	France	Germany	Italy	Japan	Peru	Spain	U.K.	U.S.
	n=										
	11,737	1010	1539	1000	1000	1000	1089	1017	1000	2082	1000
US withdrawal from the International climate agreement	15%	12%	11%	8%	8%	9%	9%	10%	11%	7%	27%
US withdrawal from the Trans-Pacific Trade Partnership	17%	19%	10%	11%	8%	15%	9%	10%	10%	7%	28%
US withdrawal from the Iran nuclear deal	23%	34%	18%	14%	15%	22%	15%	23%	19%	14%	33%
Building the wall between the US and Mexico	22%	17%	14%	10%	10%	15%	15%	13%	12%	17%	36%
Negotiating with North Korea concerning their nuclear program	43%	32%	30%	39%	43%	36%	44%	29%	35%	45%	50%
Allowing fewer immigrants into the US	32%	24%	27%	36%	22%	35%	22%	17%	21%	31%	43%
Withdrawal of troops from Germany	37%	56%	28%	39%	33%	45%	29%	52%	42%	29%	38%
Imposing tariffs and fees on imported goods from China	42%	37%	36%	46%	22%	34%	41%	30%	25%	35%	54%
Imposing tariffs and fees on imported goods from Canada	18%	18%	5%	12%	7%	14%	9%	16%	12%	8%	29%

I DISAPPROVE

US withdrawal from the International climate agreement	66%	62%	74%	78%	78%	73%	60%	67%	74%	72%	58%
US withdrawal from the Trans-Pacific Trade Partnership	51%	39%	61%	60%	66%	40%	57%	58%	69%	48%	43%
US withdrawal from the Iran nuclear deal	48%	35%	47%	56%	60%	44%	48%	44%	55%	48%	44%
Building the wall between the US and Mexico	64%	69%	75%	75%	78%	70%	52%	78%	75%	65%	57%
Negotiating with North Korea concerning their nuclear program	31%	38%	41%	36%	28%	29%	21%	45%	43%	22%	32%
Allowing fewer immigrants into the US	48%	60%	55%	41%	58%	46%	37%	68%	61%	44%	47%
Withdrawal of troops from Germany	28%	8%	32%	26%	44%	20%	22%	18%	27%	26%	32%
Imposing tariffs and fees on imported goods from China	35%	31%	39%	32%	54%	44%	24%	47%	52%	32%	32%
Imposing tariffs and fees on imported goods from Canada	57%	35%	84%	65%	71%	62%	47%	54%	63%	61%	53%

G7 G6

I APPROVE


	n=	8710	7710
US withdrawal from the International climate agreement		16%	9%
US withdrawal from the Trans-Pacific Trade Partnership		18%	10%
US withdrawal from the Iran nuclear deal		23%	16%
Building the wall between the US and Mexico		23%	14%
Negotiating with North Korea concerning their nuclear program		45%	41%
Allowing fewer immigrants into the US		34%	28%
Withdrawal of troops from Germany		35%	33%
Imposing tariffs and fees on imported goods from China		44%	36%
Imposing tariffs and fees on imported goods from Canada		18%	9%

I DISAPPROVE

US withdrawal from the International climate agreement		65%	71%
US withdrawal from the Trans-Pacific Trade Partnership		50%	56%
US withdrawal from the Iran nuclear deal		48%	51%
Building the wall between the US and Mexico		63%	67%
Negotiating with North Korea concerning their nuclear program		29%	28%
Allowing fewer immigrants into the US		46%	45%
Withdrawal of troops from Germany		30%	28%
Imposing tariffs and fees on imported goods from China		34%	36%
Imposing tariffs and fees on imported goods from Canada		58%	62%

# METHODOLOGY

 Online surveys.

 11,737 respondents in total across 10 countries.

 Completed between Oct 9 and 23, 2020.

COUNTRY		COMPANY	CEO / PRESIDENT	SAMPLE SIZE
Argentina		Voices! Research & Consultancy S.A.	Constanza Cilley	1010
Canada		Léger	Jean-Marc Léger	1539
France		BVA	Edouard Lecerf	1000
Germany		Produkt + Markt	Heiner Junker	1000
Italy		BVA DOXA	Vilma Scarpino	1000
Japan		Nippon Research Center, Ltd	Inahiro Suzuki	1089
Peru		DATUM Internacional	Urpi Torrado Hudson	1017
Spain		Instituto DYM	Carlos Clavero	1000
U.K.		ORB International	Johnny Heald	2082
U.S.		SSRS	Melissa Herrmann	1000

