



WIN

Worldwide
Independent Network
Of Market Research

Covid-19 and the vaccine

WWS 2020

COVID-19



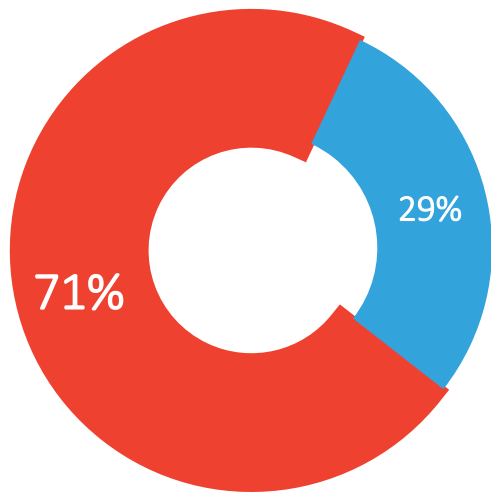
COVID 19 VACCINE



Get vaccinated against Covid 19- 2020

% within total population

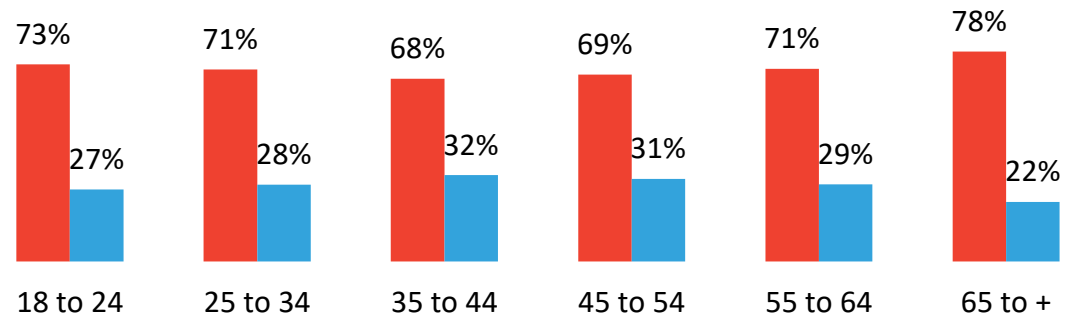
Total



By gender



By age group



TTB Definitely will get vaccinated/
Probably will get vaccinated

BTB Probably won't get vaccinated /
Definitely won't get vaccinated

Source: WIN 2020. Base: 26758. The percentages of Dk / Nr have not been plotted.

P8. When a vaccine for the coronavirus will become available, will you get vaccinated?

Get vaccinated against Covid 19- 2020

% within total population



By education level

No education/only basic education



Completed Primary



Completed Secondary School



Completed High level education



Master. PHD.



By employment

Working full (include self-employed)



Working Part-time



Unemployed



Student



Housewife



Retired/Disabled



TTB

Definitely will get vaccinated /
Probably will get vaccinated

BTB

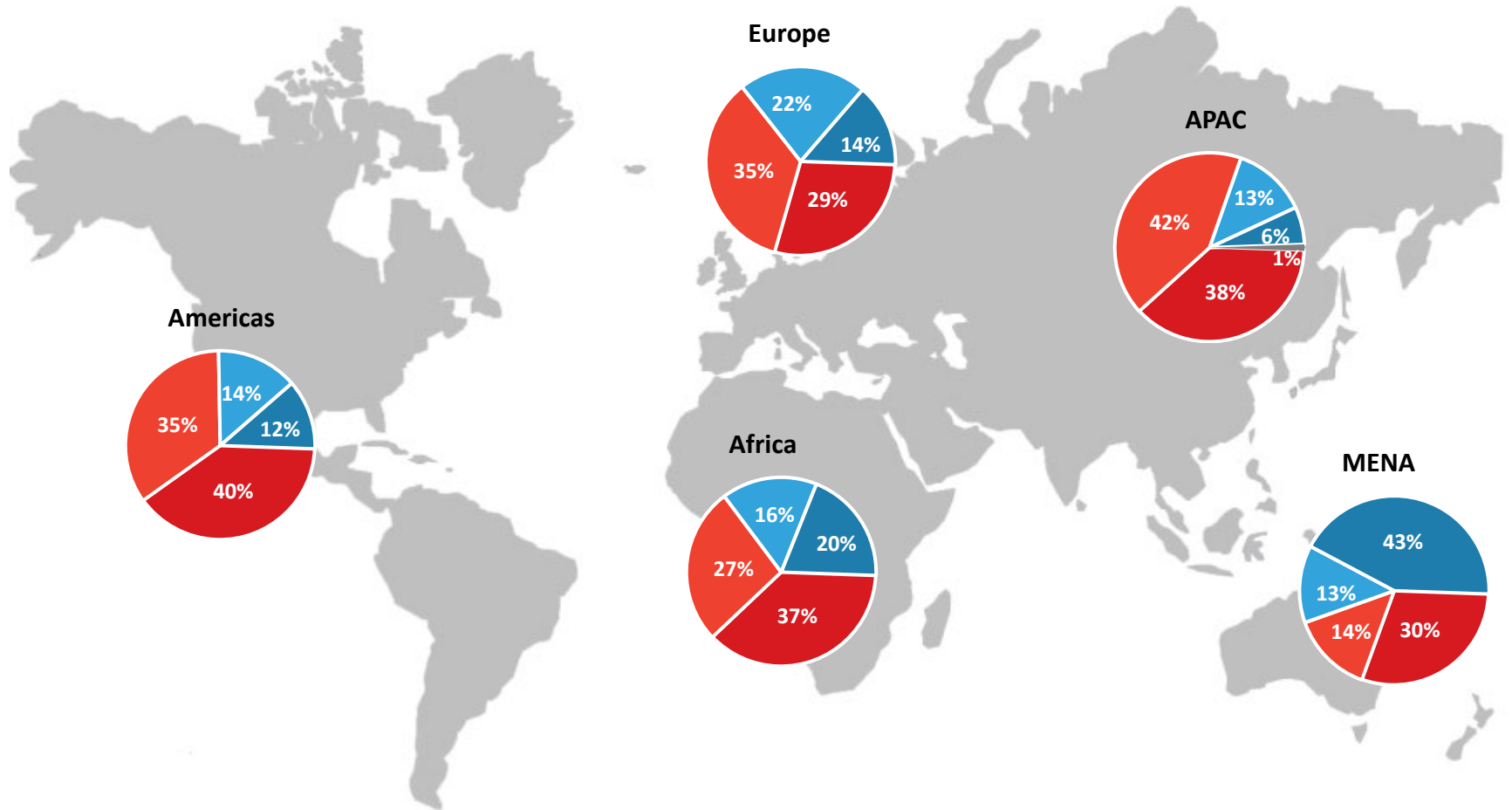
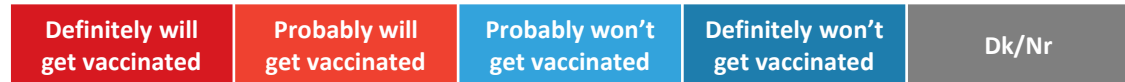
Probably won't get vaccinated /
Definitely won't get vaccinated

Source: WIN 2020. Base: 26758. The percentages of Dk / Nr have not been plotted.

P8. When a vaccine for the coronavirus will become available, will you get vaccinated?

Get vaccinated against Covid 19- 2020

% within total population

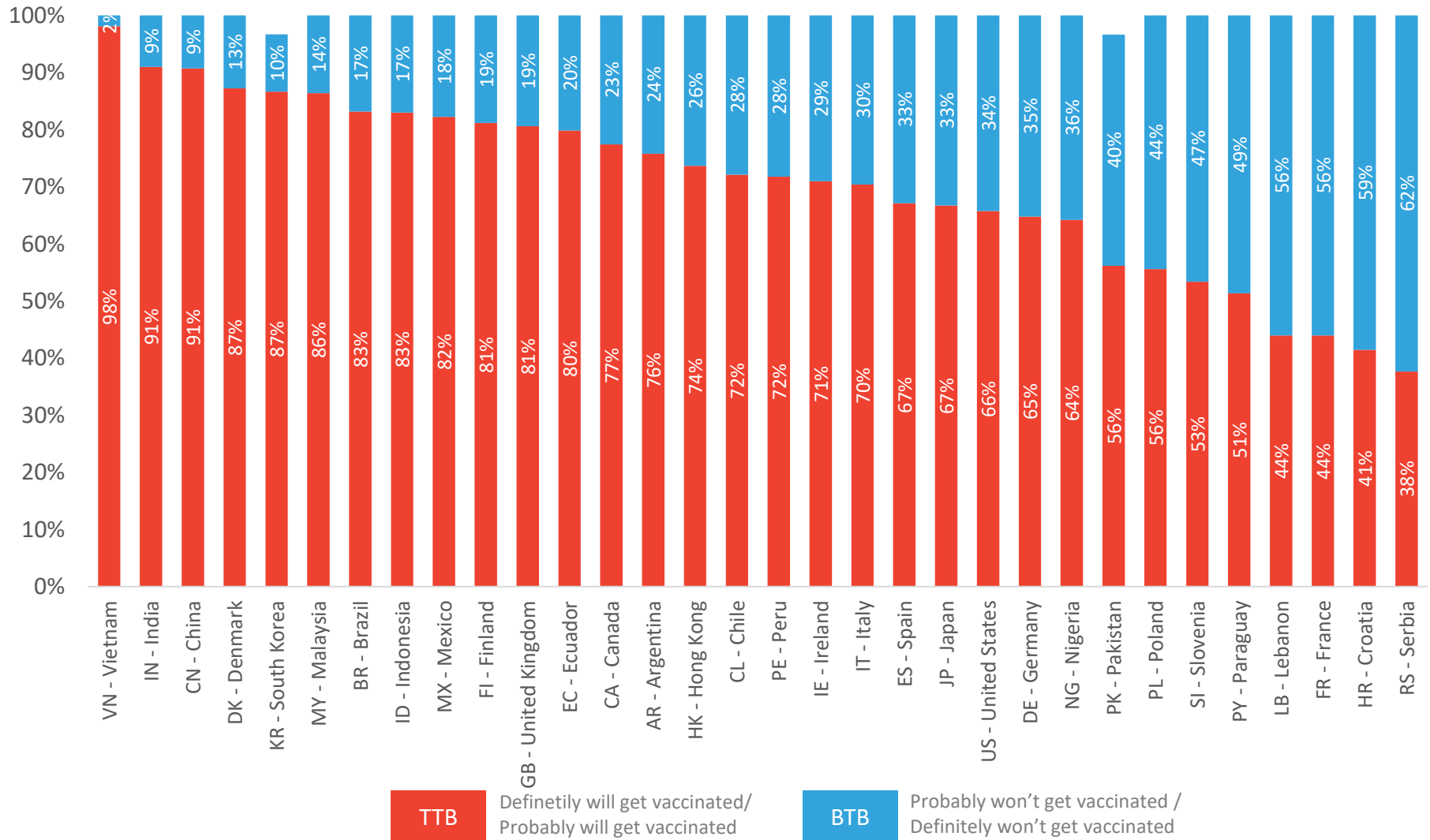


Source: WIN 2020. Base: 26758.

P8. When a vaccine for the coronavirus will become available, will you get vaccinated?

Get vaccinated against Covid 19- 2020

% within total population



Source: WIN 2020. Base: 26758. The percentages of Dk / Nr have not been plotted.

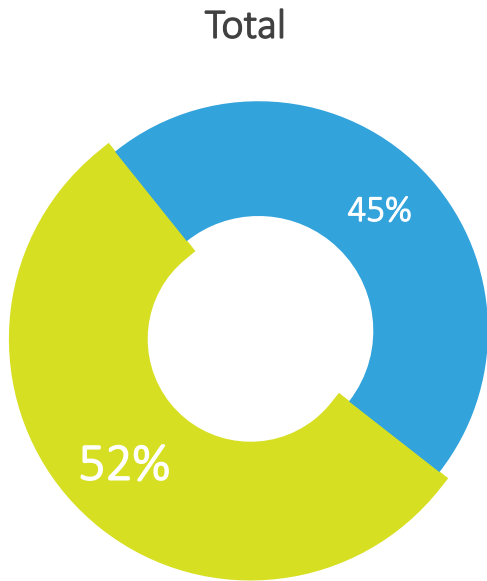
P8. When a vaccine for the coronavirus will become available, will you get vaccinated?

ABOUT THE CORONAVIRUS PANDEMIC



Level of agreement with the way the government handled the crisis

% within total population



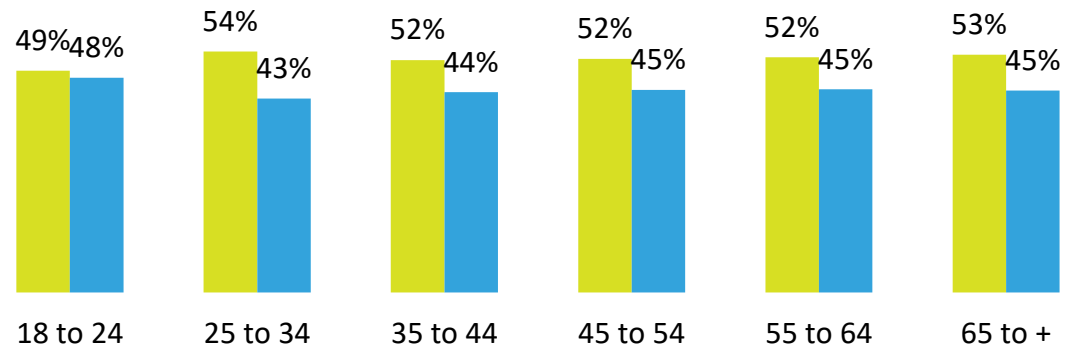
TTB Very well + Pretty good

BTB Rather badly + Very badly

By gender



By age group



Source: WIN 2020. Base: 26758. The percentages of Dk / Nr have not been plotted.

Level of agreement with the way the government handled the crisis

% within total population



By education level

No education/only basic education



Completed Primary



Completed Secondary School



Completed High level education



Master. PHD.



By employment

Working full (include self-employed)



Working Part-time



Unemployed



Student



Housewife



Retired/Disabled



TTB

Very well + Pretty good

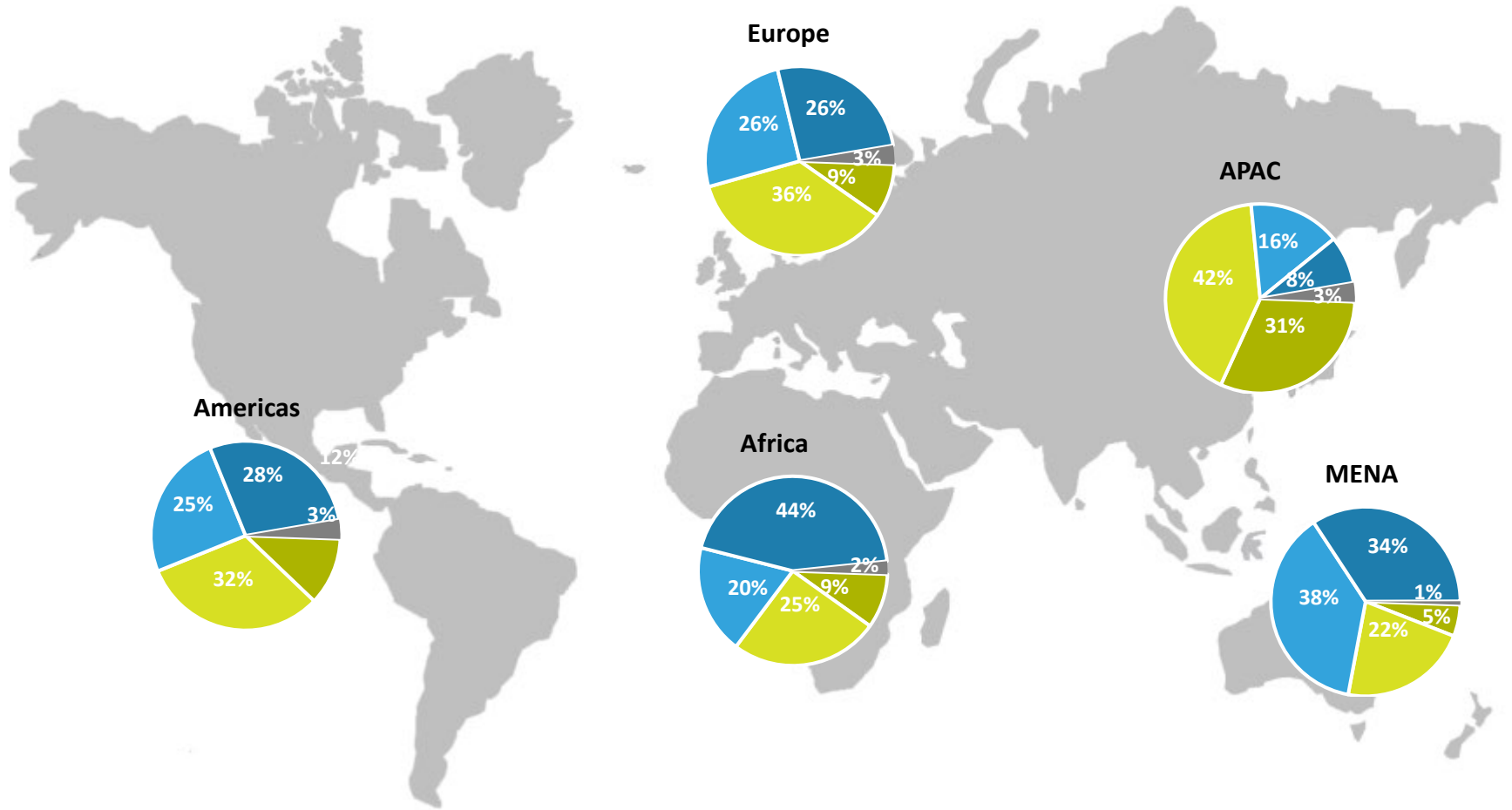
BTB

Rather badly + Very badly

Source: WIN 2020. Base: 26758. The percentages of Dk / Nr have not been plotted.

Level of agreement with the way the government handled the crisis

% within total population



Source: WIN 2020. Base: 26758.

Level of agreement with the way the government handled the crisis

% within total population

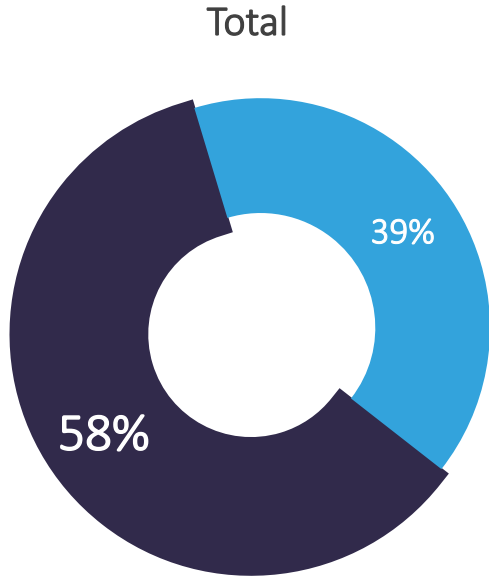


Source: WIN 2020. Base: 26758. The percentages of Dk / Nr have not been plotted.

P9. How would you rate each of the following, with regard to the coronavirus pandemic?
The way your government handled the crisis

The capacity of the health care system in the country

% within total population



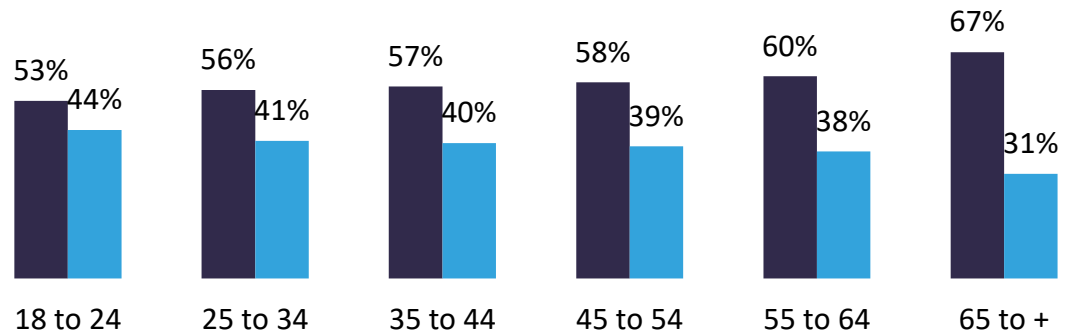
TTB Very well + Pretty good

BTB Rather badly + Very badly

By gender



By age group



Source: WIN 2020. Base: 26758. The percentages of Dk / Nr have not been plotted.

The capacity of the health care system in the country

% within total population



By education level

No education/only basic education



Completed Primary



Completed Secondary School



Completed High level education



Master. PHD.



By employment

Working full (include self-employed)



Working Part-time



Unemployed



Student



Housewife



Retired/Disabled



TTB

Very well + Pretty good

BTB

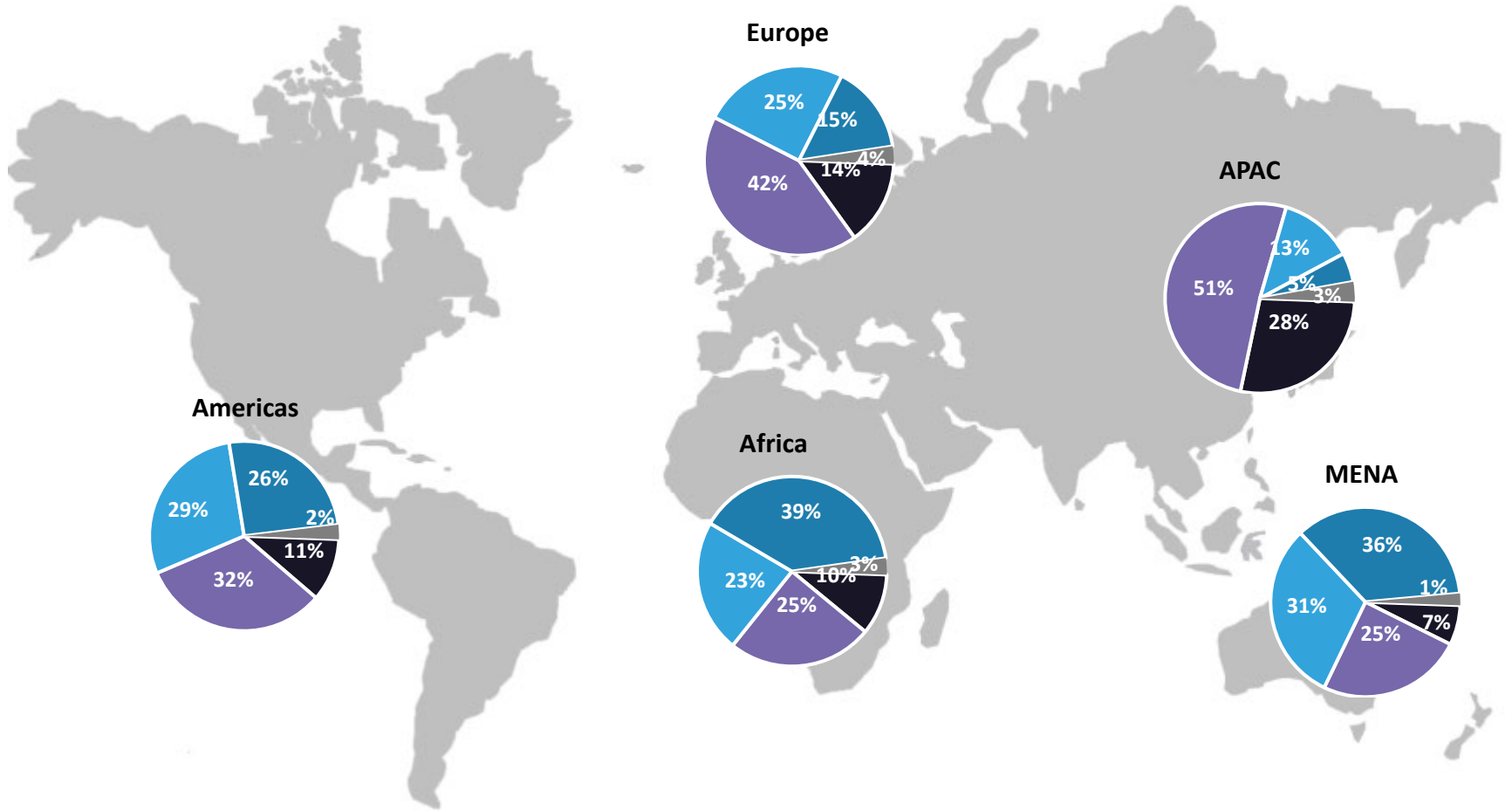
Rather badly + Very badly

Source: WIN 2020. Base: 26758. The percentages of Dk / Nr have not been plotted.

P9. How would you rate each of the following, with regard to the coronavirus pandemic?
The capacity of the health care system in your country

The capacity of the health care system in the country

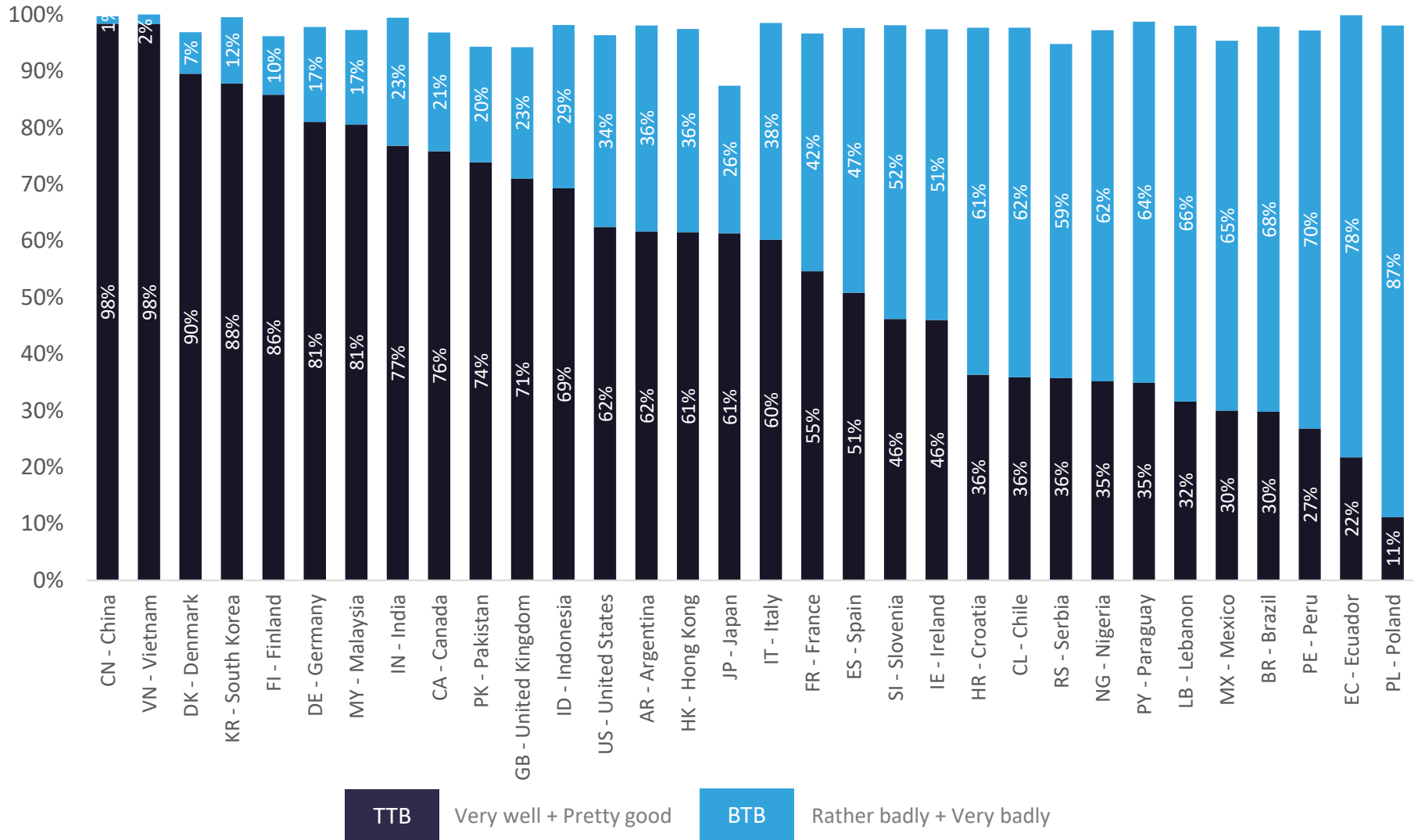
% within total population



Source: WIN 2020. Base: 26758.

The capacity of the health care system in the country

% within total population



Source: WIN 2020. Base: 26758. The percentages of Dk / Nr have not been plotted.


P9. How would you rate each of the following, with regard to the coronavirus pandemic?
The capacity of the health care system in your country

The way the government handled the crisis VS The capacity of the health care system in the country (TTB Analysis) % within total population

	HEALTH SYSTEM	GOVERNMENT
GLOBAL AVERAGE	58%	52%
CN - China	98%	99%
VN - Vietnam	98%	100%
DK - Denmark	90%	77%
KR - South Korea	88%	82%
FI - Finland	86%	75%
DE - Germany	81%	63%
MY - Malaysia	81%	75%
IN - India	77%	87%
CA - Canada	76%	75%
PK - Pakistan	74%	73%
GB - United Kingdom	71%	35%
ID - Indonesia	69%	71%
US - United States	62%	32%
AR - Argentina	62%	49%
HK - Hong Kong	61%	44%
JP - Japan	61%	30%

	HEALTH SYSTEM	GOVERNMENT
IT - Italy	60%	50%
FR - France	55%	35%
ES - Spain	51%	26%
SI - Slovenia	46%	33%
IE - Ireland	46%	63%
HR - Croatia	36%	39%
CL - Chile	36%	27%
RS - Serbia	36%	30%
NG - Nigeria	35%	35%
PY - Paraguay	35%	47%
LB - Lebanon	32%	27%
MX - Mexico	30%	32%
BR - Brazil	30%	30%
PE - Peru	27%	57%
EC - Ecuador	22%	30%
PL - Poland	11%	15%

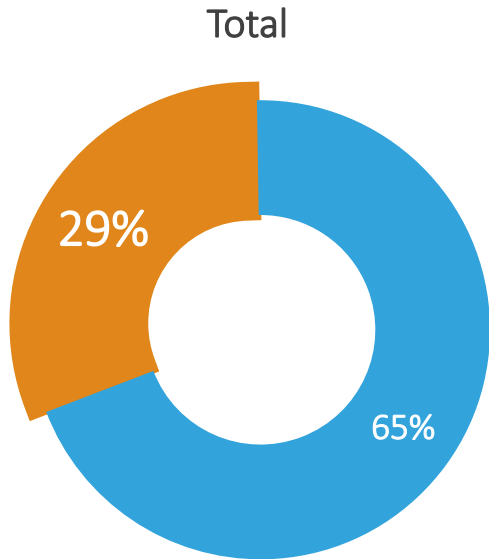
Source: WIN 2020. Base: 26758.




TRAVEL ABROAD IN 2021

Travel abroad outside of the country on Holiday

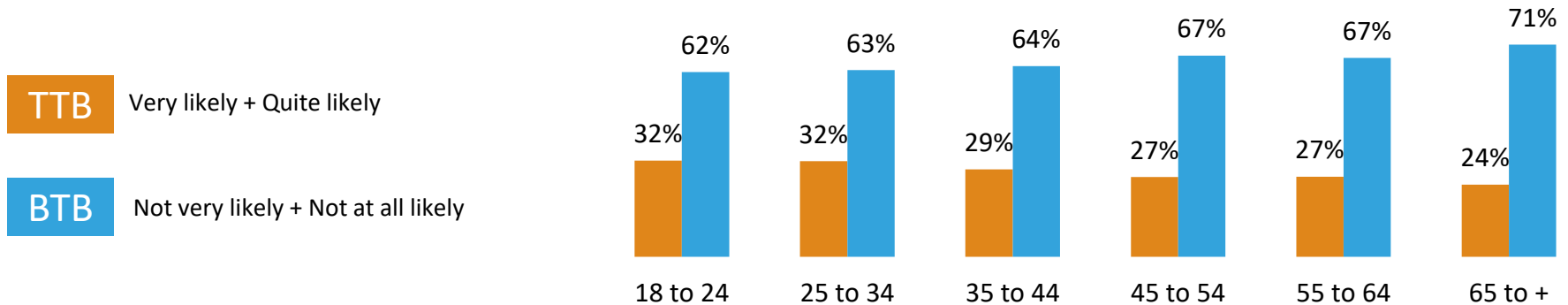
% within total population



By gender



By age group



TTB Very likely + Quite likely

BTB Not very likely + Not at all likely

Source: WIN 2020. Base: 26758. The percentages of Dk / Nr have not been plotted.

P10. How likely do you think it is that you will travel abroad outside of your own country in 2021? On holiday

Travel abroad outside of the country on Holiday

% within total population



By education level

No education/only basic education



Completed Primary



Completed Secondary School



Completed High level education



Master. PHD.



By employment

Working full (include self-employed)



Working Part-time



Unemployed



Student



Housewife



Retired/Disabled



TTB

Very likely + Quite likely

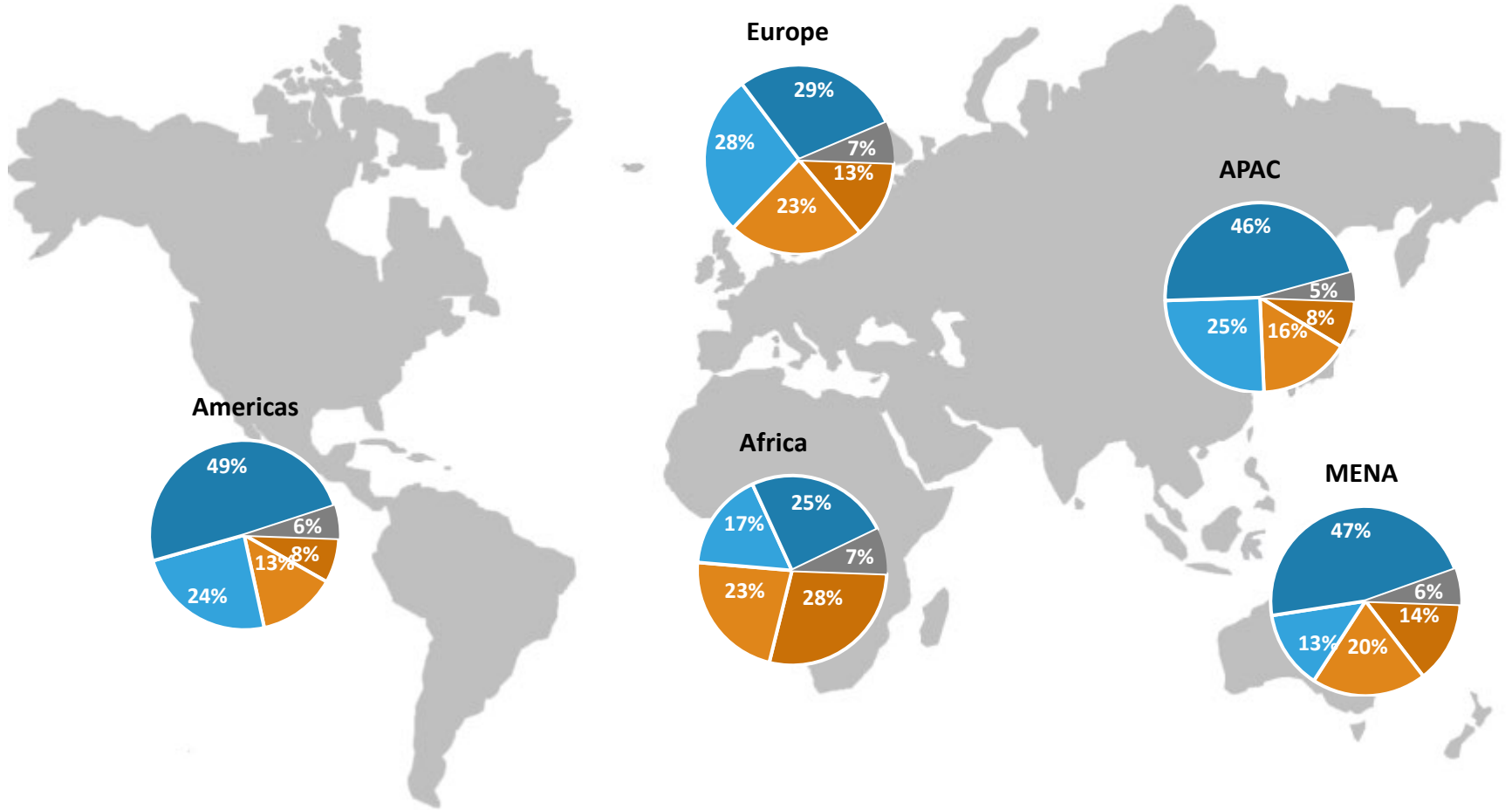
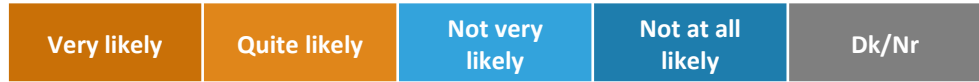
BTB

Not very likely + Not at all likely

Source: WIN 2020. Base: 26758. The percentages of Dk / Nr have not been plotted.

Travel abroad outside of the country on Holiday

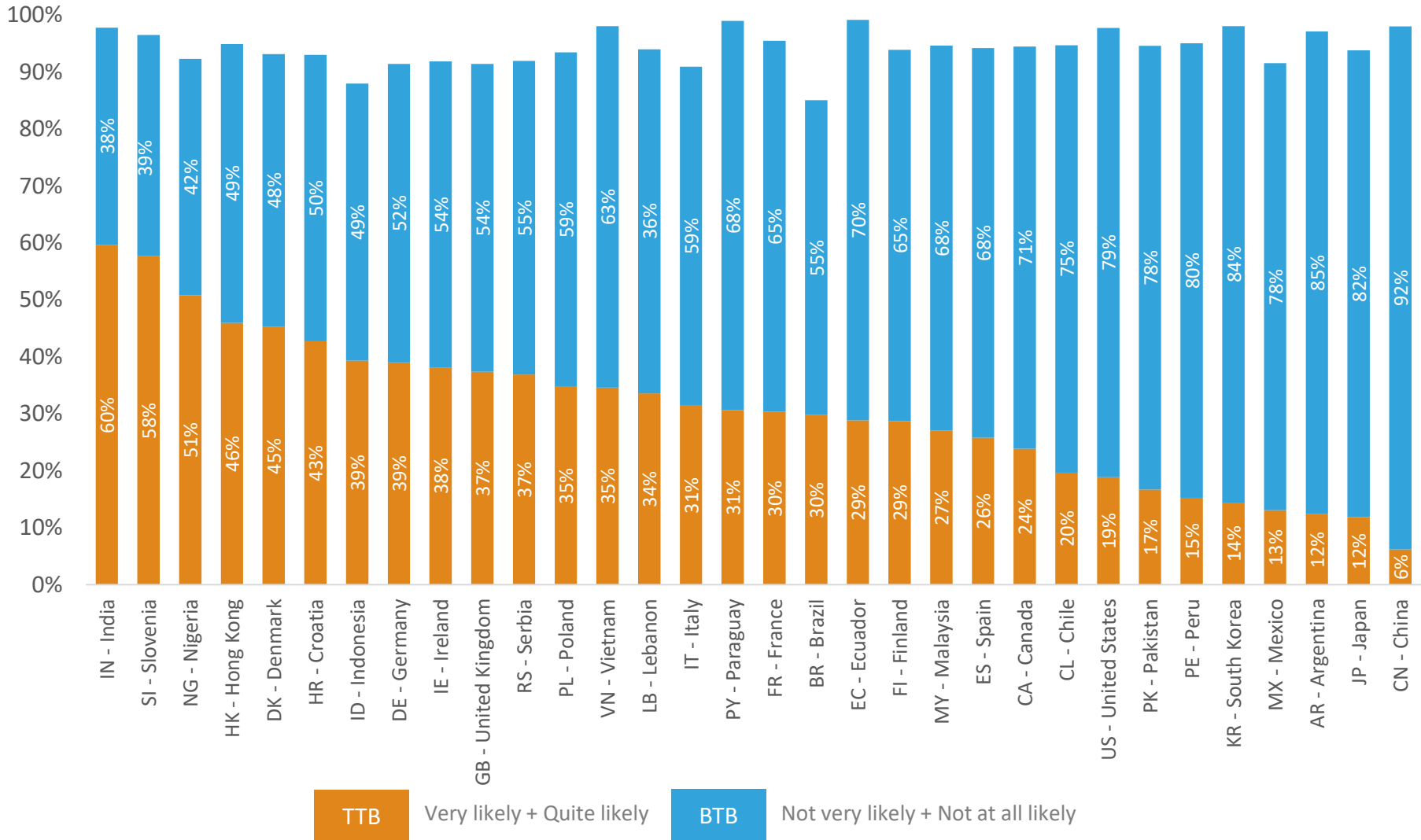
% within total population



Source: WIN 2020. Base: 26758.

Travel abroad outside of the country on Holiday

% within total population

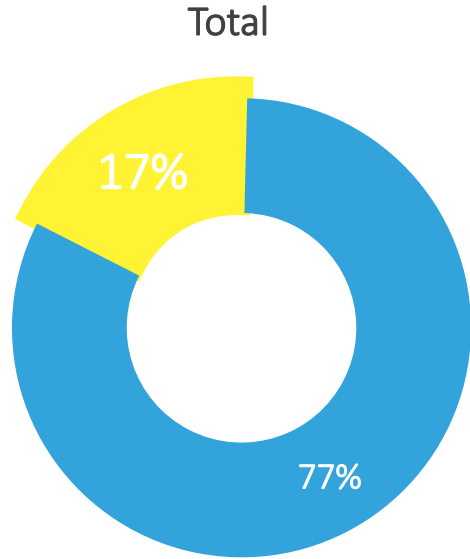


Source: WIN 2020. Base: 26758. The percentages of Dk / Nr have not been plotted.


P10. How likely do you think it is that you will travel abroad outside of your own country in 2021? On holiday

Travel abroad outside of the country on Business

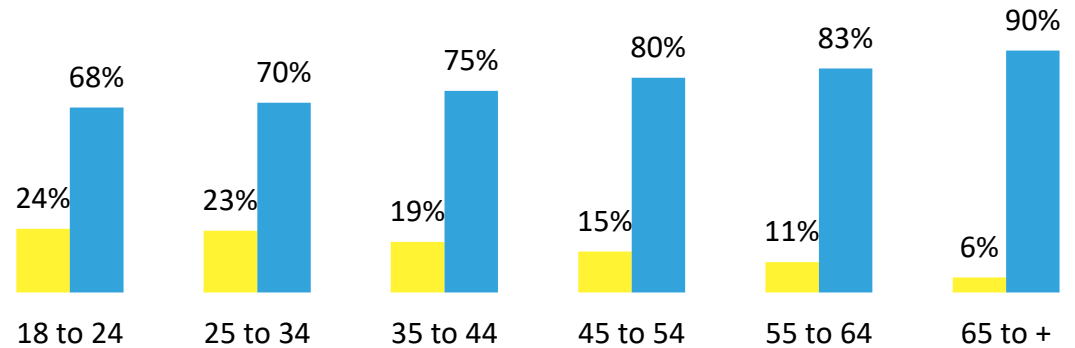
% within total population



By gender



By age group



TTB Very likely + Quite likely

BTB Not very likely + Not at all likely

Source: WIN 2020. Base: 26758. The percentages of Dk / Nr have not been plotted.

P10. How likely do you think it is that you will travel abroad outside of your own country in 2021? On business

Travel abroad outside of the country on Business

% within total population



By education level

No education/only basic education



Completed Primary



Completed Secondary School



Completed High level education



Master. PHD.



By employment

Working full (include self-employed)



Working Part-time



Unemployed



Student



Housewife



Retired/Disabled

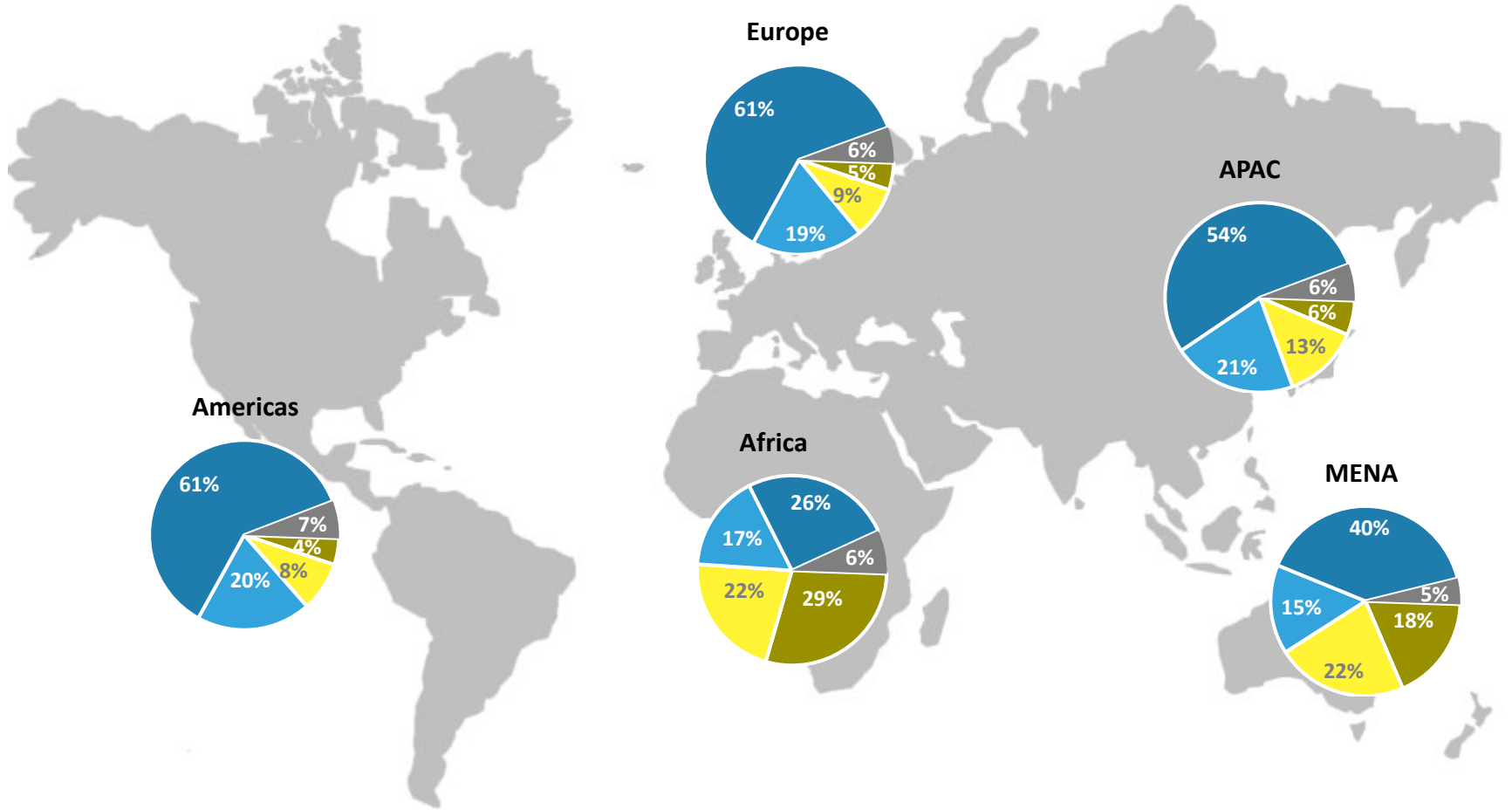
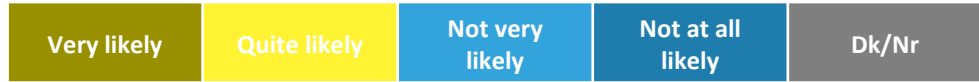


TTB Very likely + Quite likely BTB Not very likely + Not at all likely

Source: WIN 2020. Base: 26758. The percentages of Dk / Nr have not been plotted.

Travel abroad outside of the country on Business

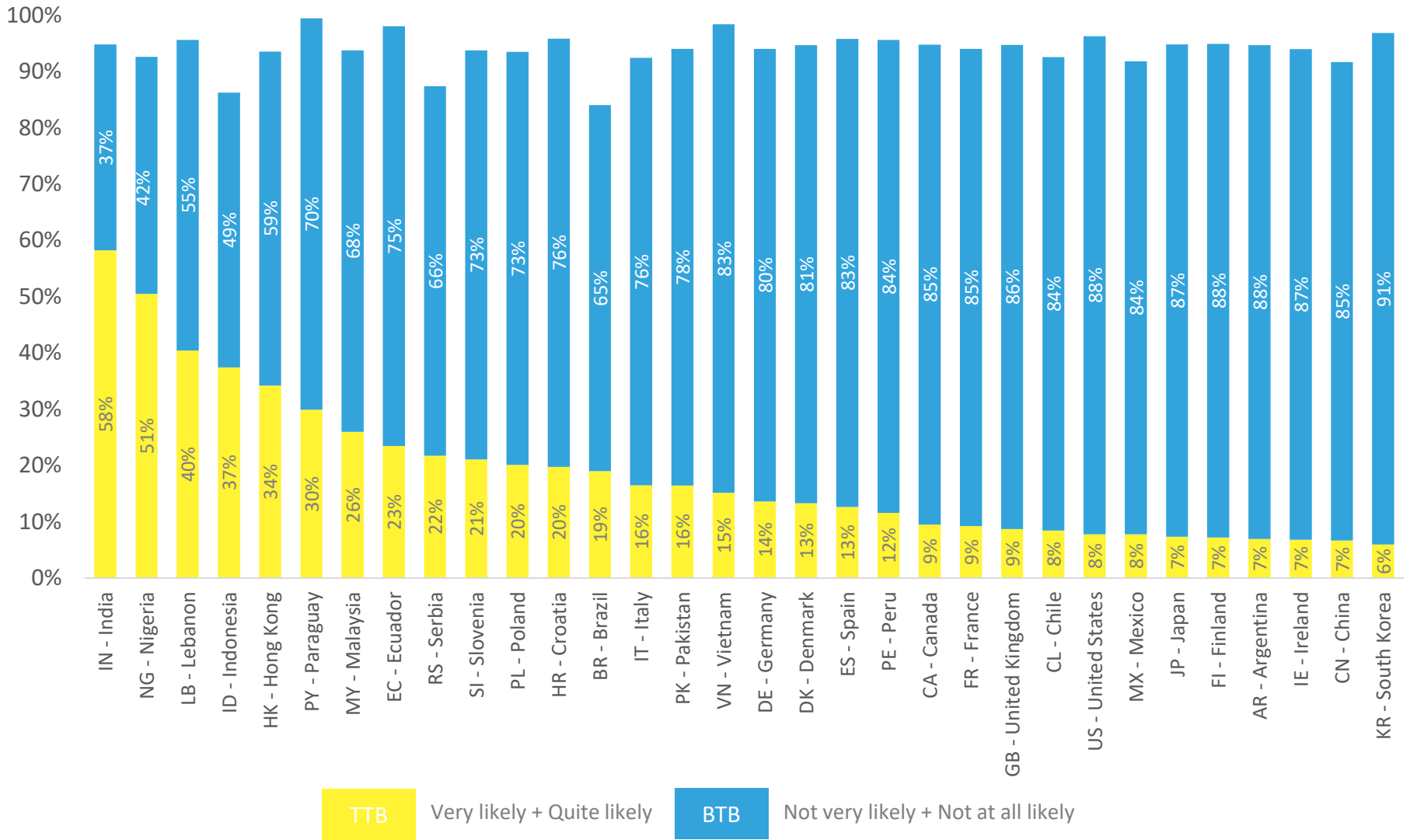
% within total population



Source: WIN 2020. Base: 26758.

Travel abroad outside of the country on Business

% within total population



Source: WIN 2020. Base: 26758. The percentages of Dk / Nr have not been plotted.

Travel abroad outside of the country on Holiday VS Travel abroad outside of the country on Business (TTB Analysis) % within total population

	HOLIDAY	BUSINESS
GLOBAL AVERAGE	29%	17%
IN - India	60%	58%
SI - Slovenia	58%	21%
NG - Nigeria	51%	51%
HK - Hong Kong	46%	34%
DK - Denmark	45%	13%
HR - Croatia	43%	20%
ID - Indonesia	39%	37%
DE - Germany	39%	14%
IE - Ireland	38%	7%
GB - United Kingdom	37%	9%
RS - Serbia	37%	22%
PL - Poland	35%	20%
VN - Vietnam	35%	15%
LB - Lebanon	34%	40%
IT - Italy	31%	16%
PY - Paraguay	31%	30%

	HOLIDAY	BUSINESS
FR - France	30%	9%
BR - Brazil	30%	19%
EC - Ecuador	29%	23%
FI - Finland	29%	7%
MY - Malaysia	27%	26%
ES - Spain	26%	13%
CA - Canada	24%	9%
CL - Chile	20%	8%
US - United States	19%	8%
PK - Pakistan	17%	16%
PE - Peru	15%	12%
KR - South Korea	14%	6%
MX - Mexico	13%	8%
AR - Argentina	12%	7%
JP - Japan	12%	7%
CN - China	6%	7%

Source: WIN 2020. Base: 26758.

METHODOLOGY

COUNTRY	COMPANY	SAMPLE SIZE	COVERAGE
ARGENTINA	Voices!	1016	Nationwide
BRAZIL	Market Analysis Brasil	1120	Nationwide
CANADA	Legér 360	1000	Nationwide
CHILE	ACTIVIA RESEARCH	1000	Nationwide
CHINA	WisdomAsia Marketing & Research Consulting	1000	Nationwide
CROATIA	MEDIANA FIDES	520	Nationwide
DENMARK	DMA Research A/S	500	Nationwide
ECUADOR	CEDATOS	700	Quito-Guayaquil
FINLAND	TALOUSTUTKIMUS Oy	651	Nationwide
FRANCE	BVA	1000	Nationwide
GERMANY	Produkt + Markt	1000	Nationwide
HONG KONG	CSG	509	Nationwide
INDIA	DataPrompt International Pvt. Ltd.	500	Nationwide
INDONESIA	DEKA Insight Indonesia	1000	Nationwide
IRELAND	REDC	1001	Nationwide
ITALY	BVA Doxa	1000	Nationwide

METHODOLOGY

COUNTRY	COMPANY	SAMPLE SIZE	COVERAGE
JAPAN	NIPPON RESEARCH CENTER, LTD.	1137	Nationwide
LEBANON	REACH SAL	500	Nationwide
MALAYSIA	Compass Insights Sdn. Bhd.	500	Nationwide
MEXICO	BRAIN RESEARCH	500	Nationwide
NIGERIA	Market Trends International	1000	Nationwide
PAKISTAN	Gallup Pakistan	1103	Nationwide
PARAGUAY	ICA Consultoria Estratégica	500	Nationwide
PERU	Datum Internacional	1210	Nationwide
POLAND	Mareco Polska	587	Nationwide
SLOVENIA	MEDIANA	798	Nationwide
SOUTH KOREA	Gallup Korea	1500	Nationwide
SERBIA	MEDIANA ADRIA	500	Nationwide
SPAIN	Istituto DYM	1006	Nationwide
UK	ORB INTERNATIONAL	1000	Nationwide
USA	SSRS	800	Nationwide
VIETNAM	Indochina Research	600	Ha Noi and Ho Chi Minh City

Total of 26758 surveys online throughout the world

Field dates: From October 21 to December 15