



WIN

Worldwide
Independent Network
Of Market Research

Gender Equality

WWS 2020



LEVEL OF ACHIEVEMENT IN GENDER EQUALITY

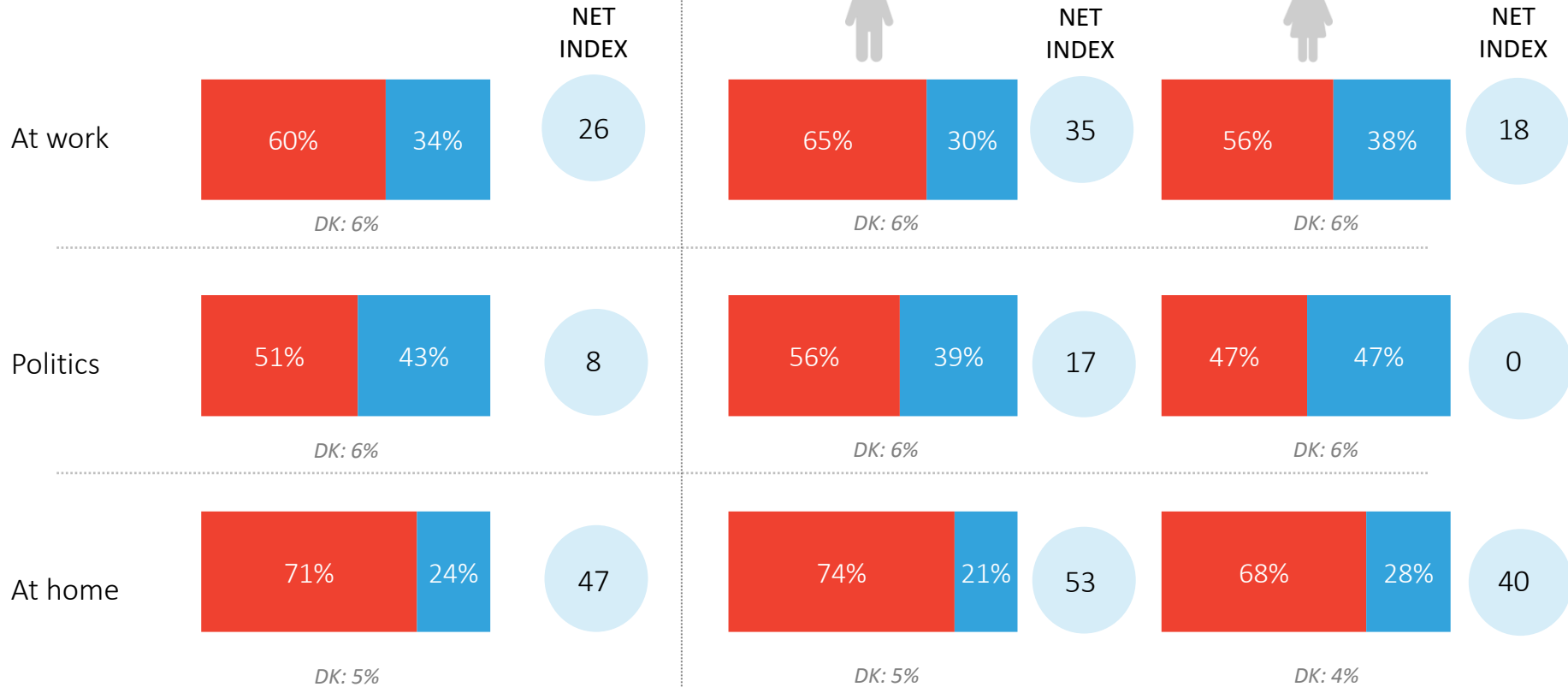


Level of achievement in Gender Equality - 2020

% within total population – Net Index

Total

By gender



TTB

Definitely achieved/
To some extent achieved

BTB

Not really achieved/
Not at all achieved

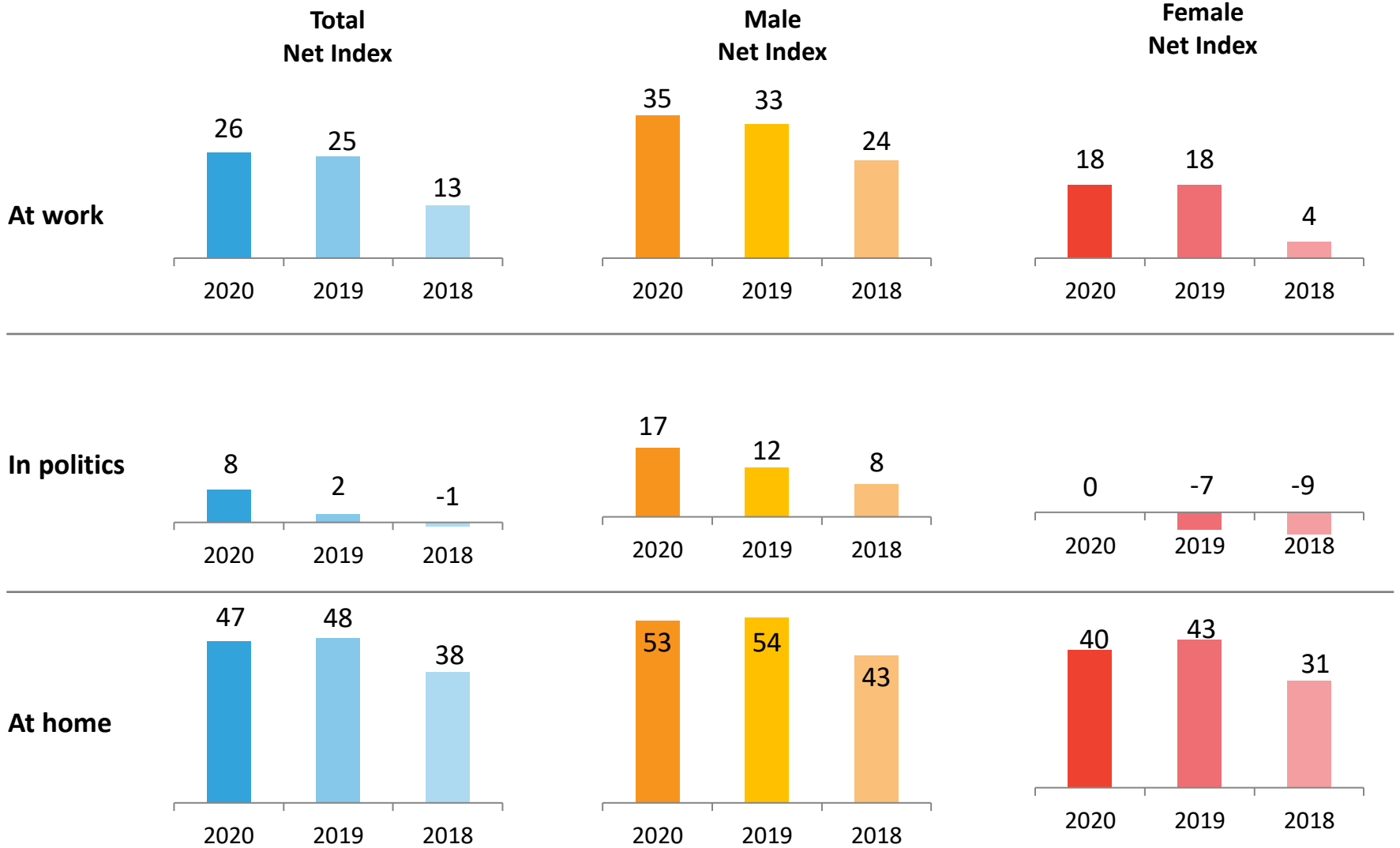
Source: WIN 2020. Base: 29 252 cases.

Net Index: TTB – BTB.

P3. To what extent has gender equality achieved in your country in the following fields?

Level of achievement in Gender Equality - 2020

% within total population – Net Index



Source: WIN 2020. Base: 29 252 cases. The percentages of Dk / Nr have not been plotted

P3. To what extent has gender equality achieved in your country in the following fields?

Level of achievement in Gender Equality - 2020

% within total population – Net Index



TTB Definitely achieved/
To some extent achieved

BTB Not really achieved/
Not at all achieved

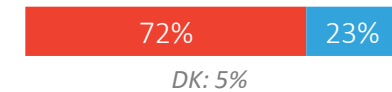
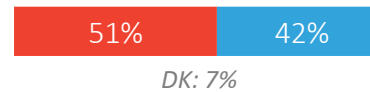
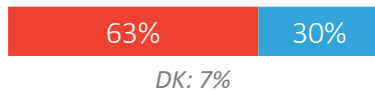
By age group

At work

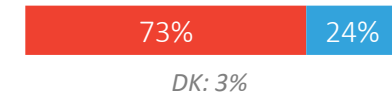
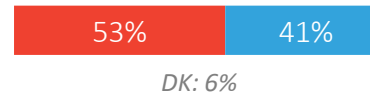
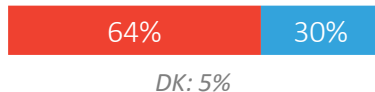
Politics

At home

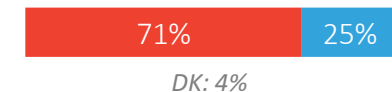
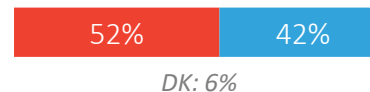
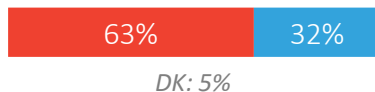
18 – 24



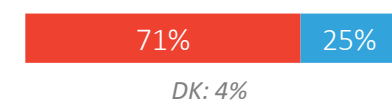
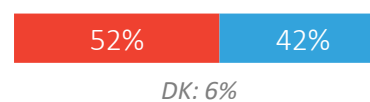
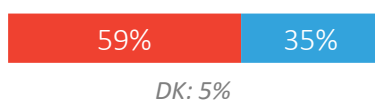
25 – 34



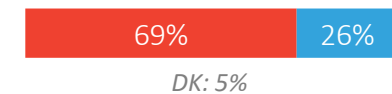
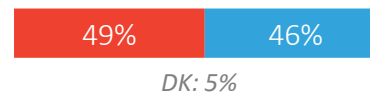
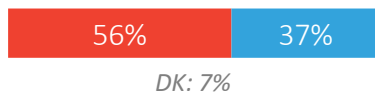
35 – 44



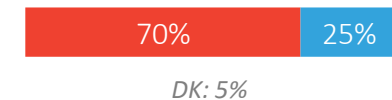
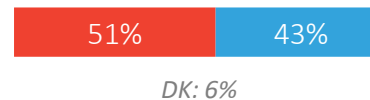
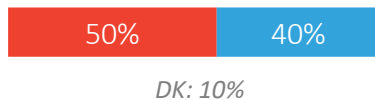
45 – 54



55 – 64



65 +



Source: WIN 2020. Base: 29 252 cases

P3. To what extent has gender equality achieved in your country in the following fields?

Note: The total percentage may not always add up to 100 due to rounding and/or multiple response questions.

Level of achievement in Gender Equality - 2020

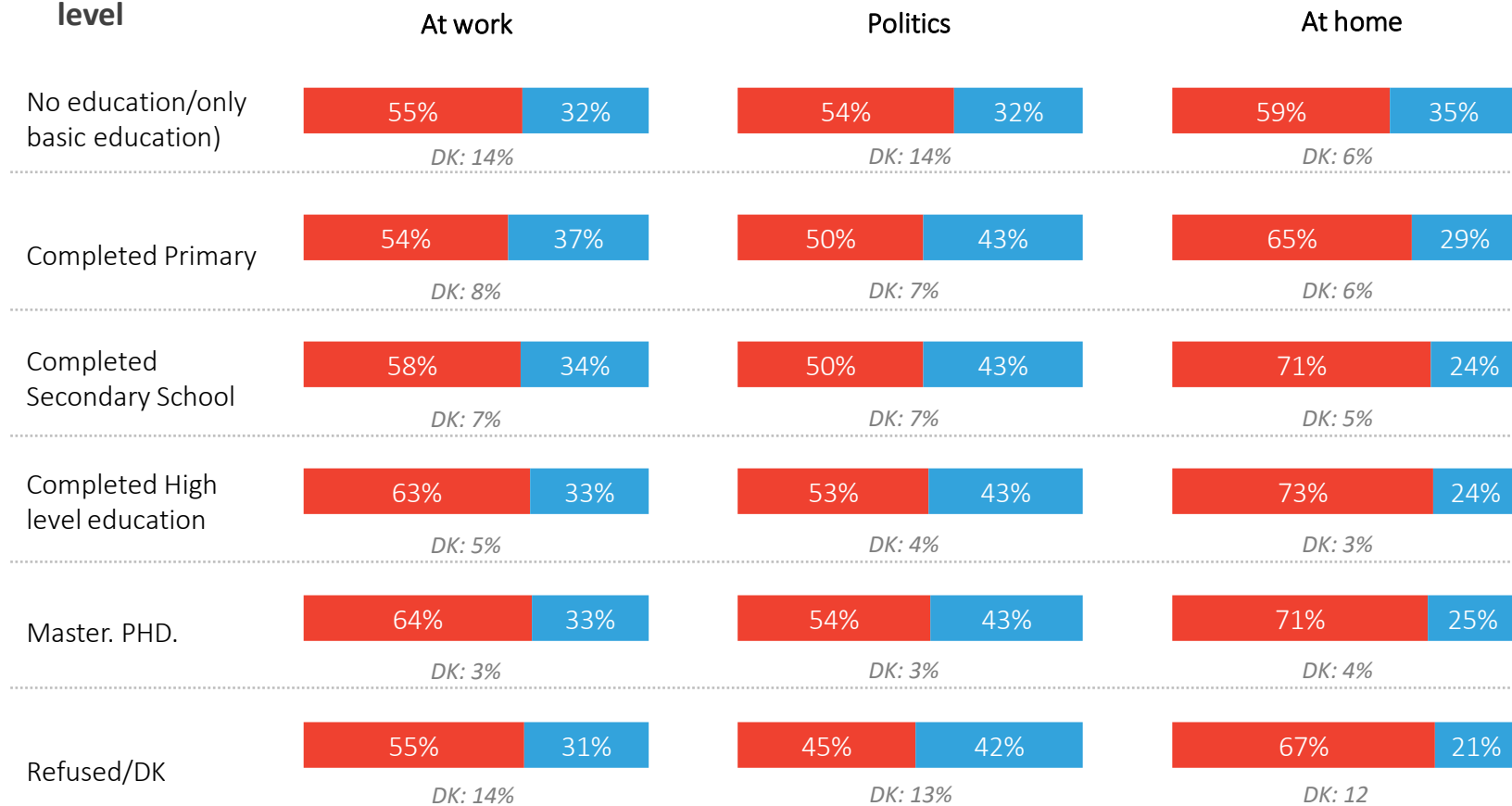
% within total population – Net Index



TTB Definitely achieved/
To some extent achieved

BTB Not really achieved/
Not at all achieved

By education level



Source: WIN 2020. Base: 29 252 cases

P3. To what extent has gender equality achieved in your country in the following fields?

Note: The total percentage may not always add up to 100 due to rounding and/or multiple response questions.

Level of achievement in Gender Equality - 2020

% within total population – Net Index



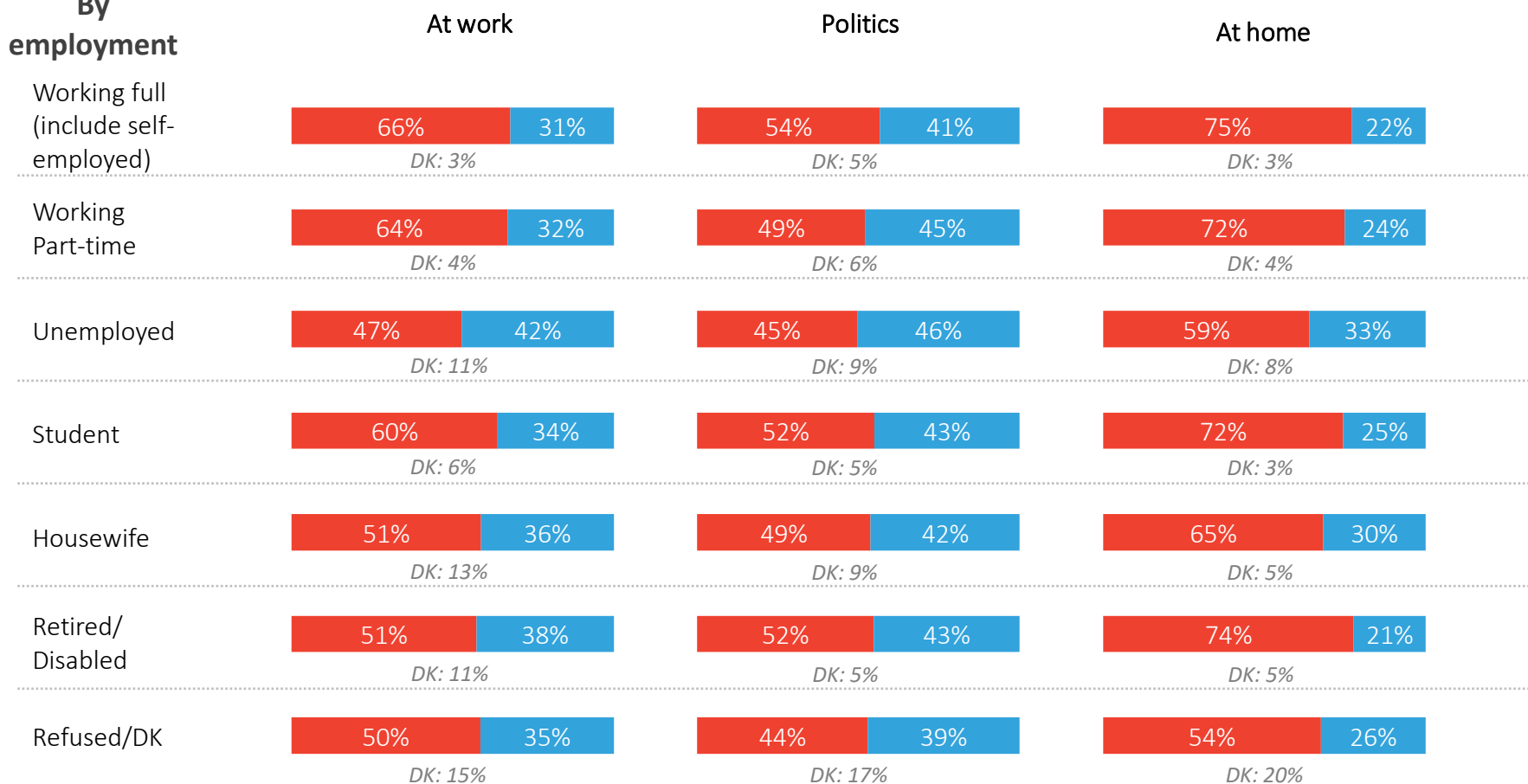
By employment

TTB

Definitely achieved/
To some extent achieved

BTB

Not really achieved/
Not at all achieved



Source: WIN 2020. Base: 29 252 cases

P3. To what extent has gender equality achieved in your country in the following fields?

Note: The total percentage may not always add up to 100 due to rounding and/or multiple response questions.

Level of achievement in Gender Equality - 2020

% within total population – Net Index

	At Work			In politics			At home		
	Net Index	TTB	BTB	Net Index	TTB	BTB	Net Index	TTB	BTB
Argentina	38	66	28	40	68	28	59	77	18
Brazil	-1	45	46	-16	37	53	19	55	36
Canada	50	69	19	28	60	32	72	83	11
Chile	-2	46	48	-15	40	55	39	68	29
China	2	50	48	*-	*-	*-	56	78	22
Germany	-7	44	51	-6	45	51	51	73	22
Denmark	38	66	28	39	67	28	66	81	15
Ecuador	33	66	33	9	53	44	31	65	34
Spain	10	52	42	21	58	37	16	56	40
Finland	62	80	18	83	90	7	76	86	10
France	-21	38	59	-23	37	60	29	63	34
United Kingdom	41	61	20	20	52	32	55	69	14
Hong Kong	58	77	19	37	66	29	65	81	16
Croatia	3	50	47	-28	35	63	35	67	32
Indonesia	48	68	20	25	55	30	66	79	13
Ireland	39	65	26	10	53	43	59	77	18
India	79	89	10	40	69	29	74	87	13

	At work			In politics			At home		
	Net Index	TTB	BTB	Net Index	TTB	BTB	Net Index	TTB	BTB
Italy	-17	41	58	-14	42	56	49	74	25
Japan	-19	32	51	-52	19	71	-1	45	46
South Korea	26	61	35	1	49	48	48	73	25
Lebanon	62	80	18	-5	46	51	47	73	26
Mexico	27	61	34	5	48	43	37	66	29
Malaysia	39	64	25	2	43	41	46	68	22
Nigeria	18	57	39	-13	42	55	29	63	34
Peru	13	52	39	-9	41	50	24	58	34
Philippines	62	80	18	43	70	27	62	80	18
Pakistan	30	59	29	29	60	31	43	69	26
Poland	6	51	45	-31	33	64	37	67	30
Palestinian T.	50	73	23	34	65	31	50	74	24
Paraguay	48	73	25	25	61	36	58	78	20
Serbia	19	58	39	17	57	40	17	57	40
Slovenia	31	64	33	-5	46	51	71	85	14
United States	52	72	20	21	58	37	69	82	13
Vietnam	70	85	15	24	57	33	82	91	9

Source: WIN 2020. Base: 29 252. The percentages of Dk / Nr have not been plotted.

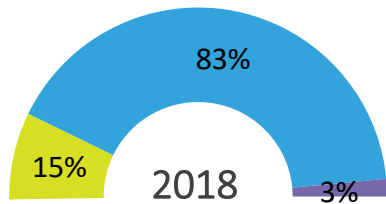
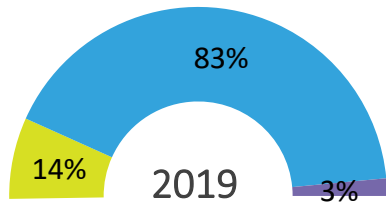
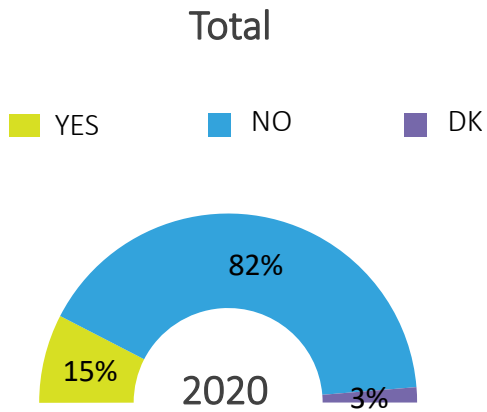
P3. To what extent has gender equality achieved in your country in the following fields?




VIOLENCE

Suffered any kind of violence

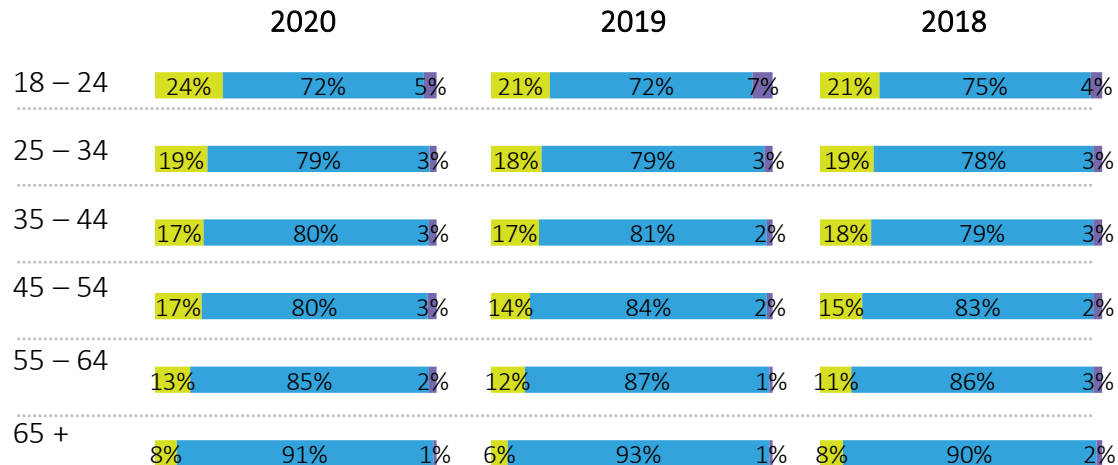
% within total population



Total - Female



By age group – Female



Source: WIN 2020. Base: 28 665.

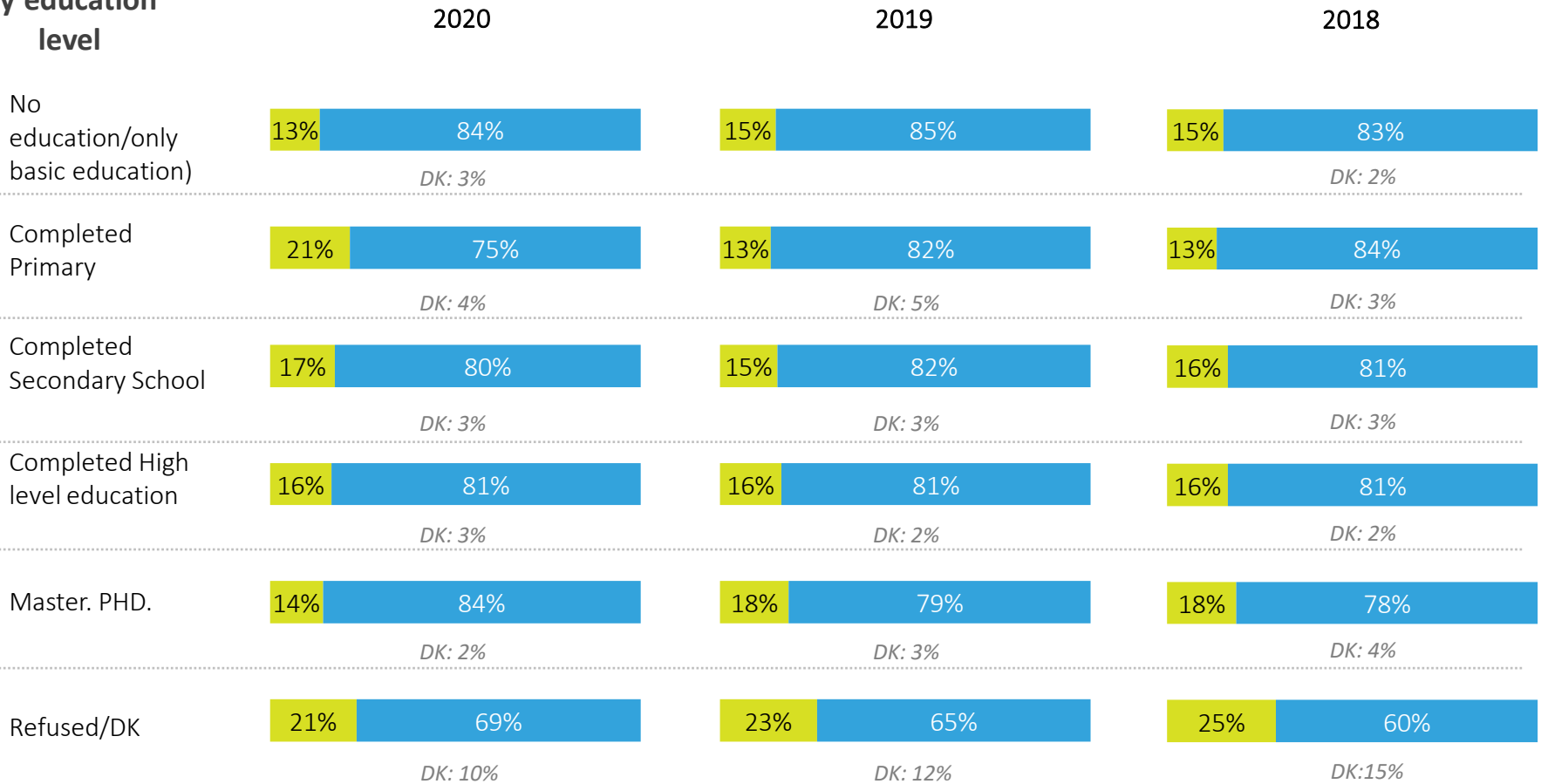
Suffered any kind of violence 2020

% within female population



■ YES ■ NO

By education level



Source: WIN 2020. Base: 14 587

P4. Have you suffered from any kind of violence (either physical or psychological) in the past year?

Note: The total percentage may not always add up to 100 due to rounding and/or multiple response questions.

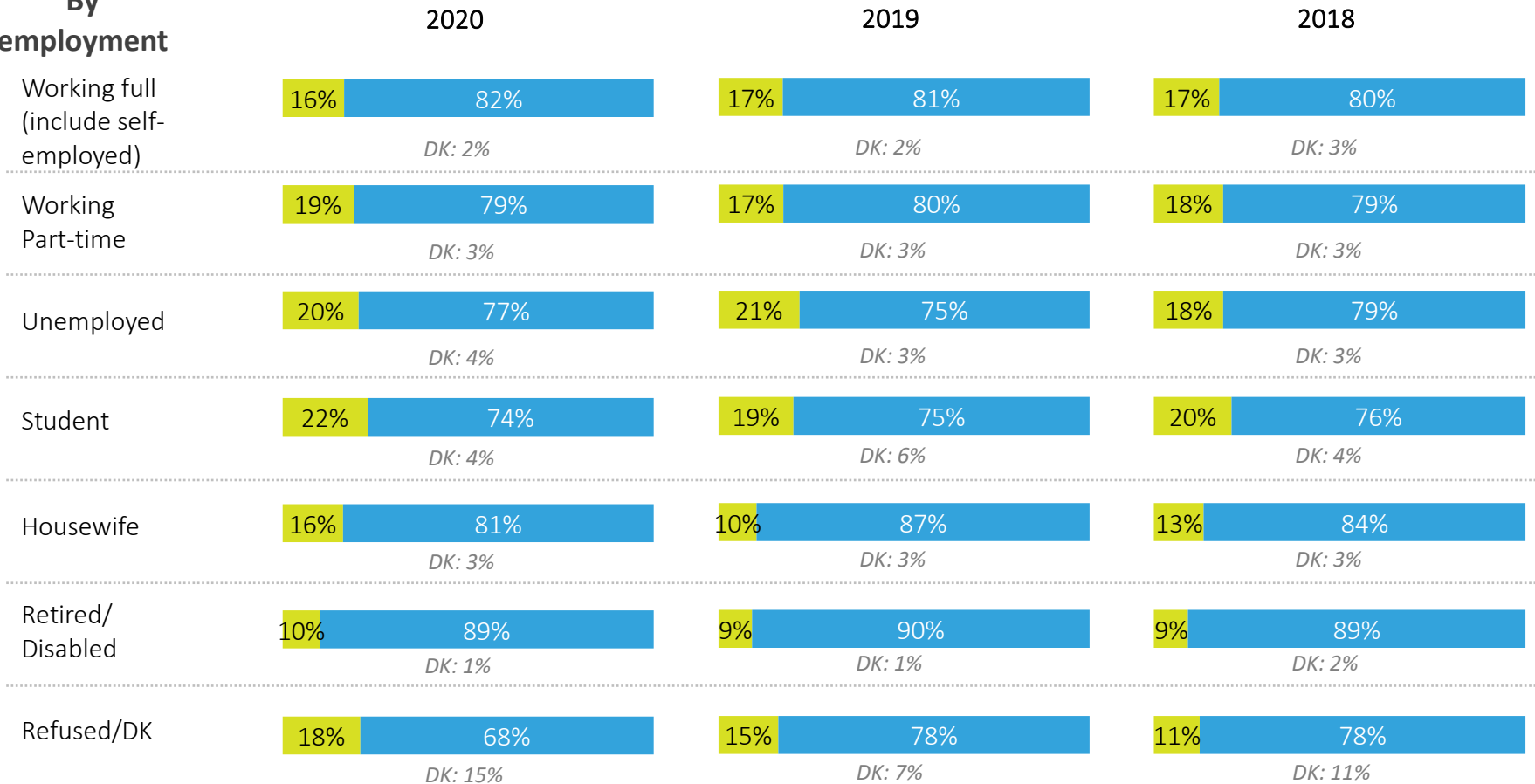
Suffered any kind of violence 2020

% within female population



■ YES ■ NO

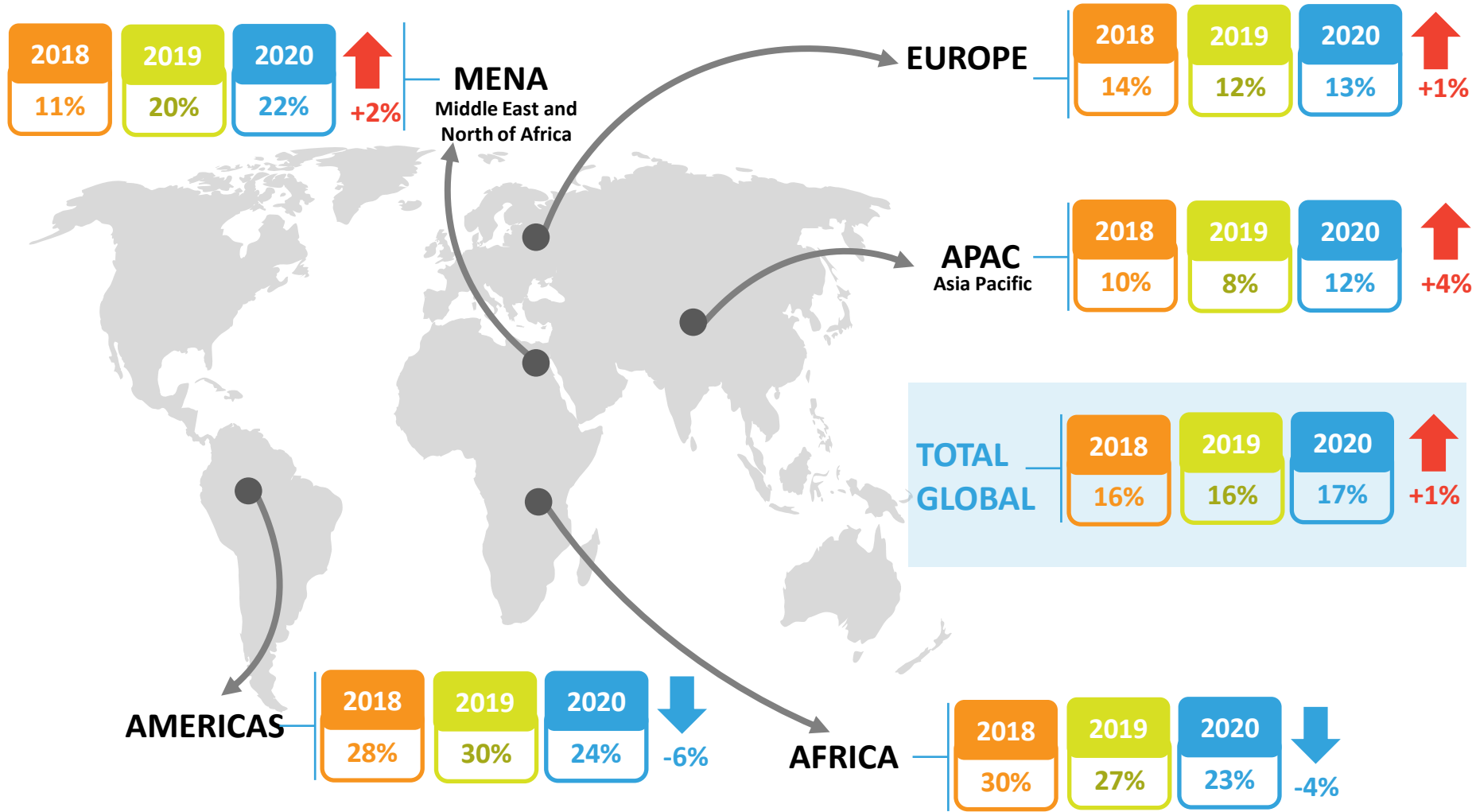
By employment



Source: WIN 2020. Base: 14 587

Suffered any kind of violence

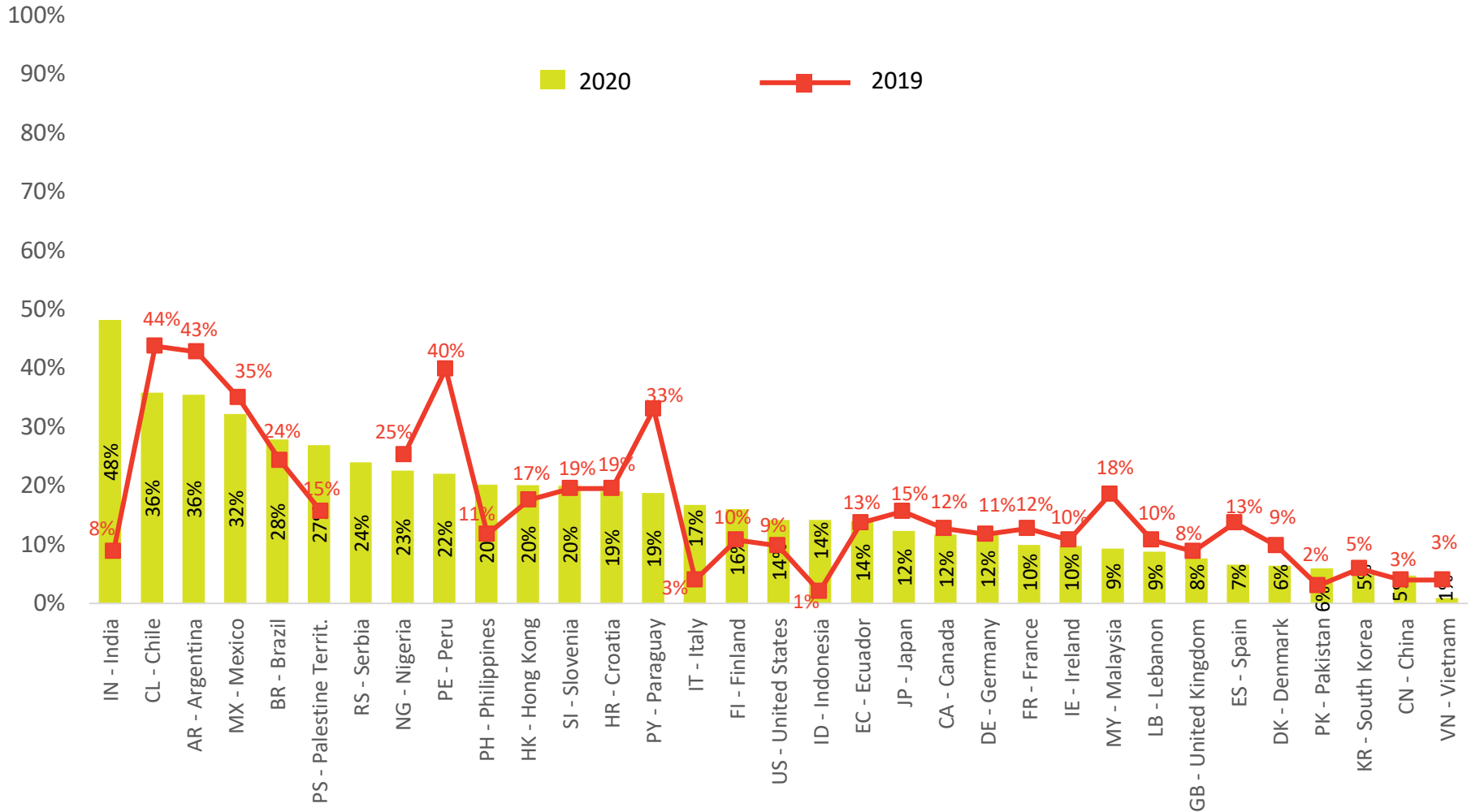
% within female population



Source: WIN 2020. Base: 14 587 The percentages of Dk / Nr have not been plotted

Suffered any kind of violence

% within female population



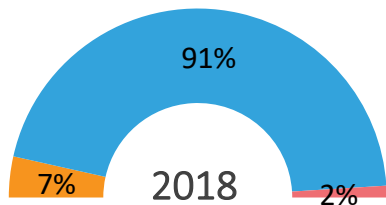
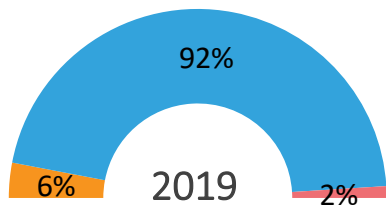
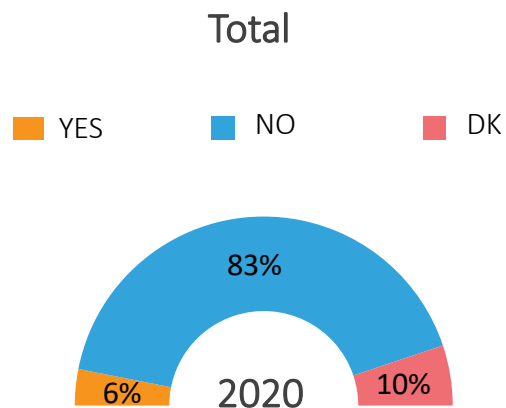
Source: WIN 2020. Base: 28 665. The percentages of Dk / Nr have not been plotted.




SEXUAL HARASSMENT

Suffered any kind of sexual harassment 2020

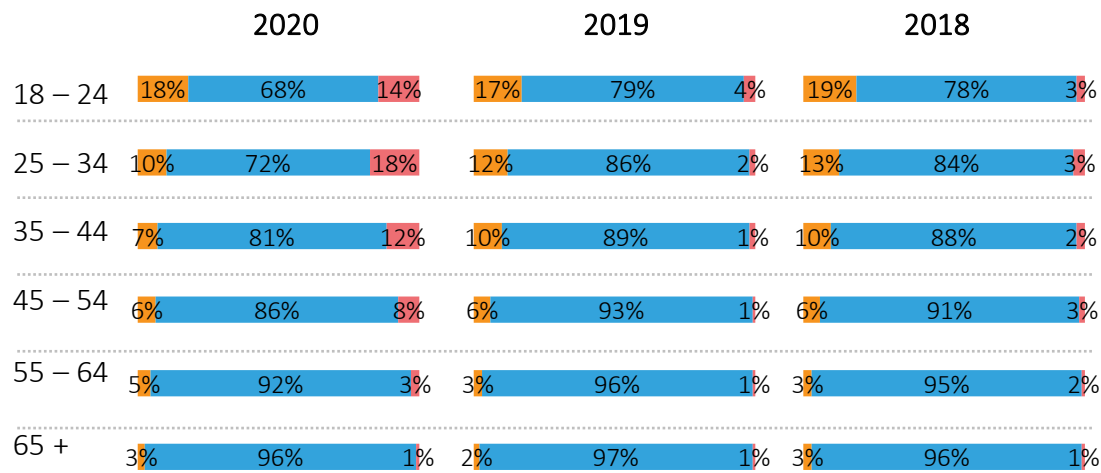
% within total population



Total - Female



By age group – Female



Source: WIN 2020. Base: 28 665.

P5. Have you suffered from any kind of sexual harassment in the past year?

Note: The total percentage may not always add up to 100 due to rounding and/or multiple response questions.

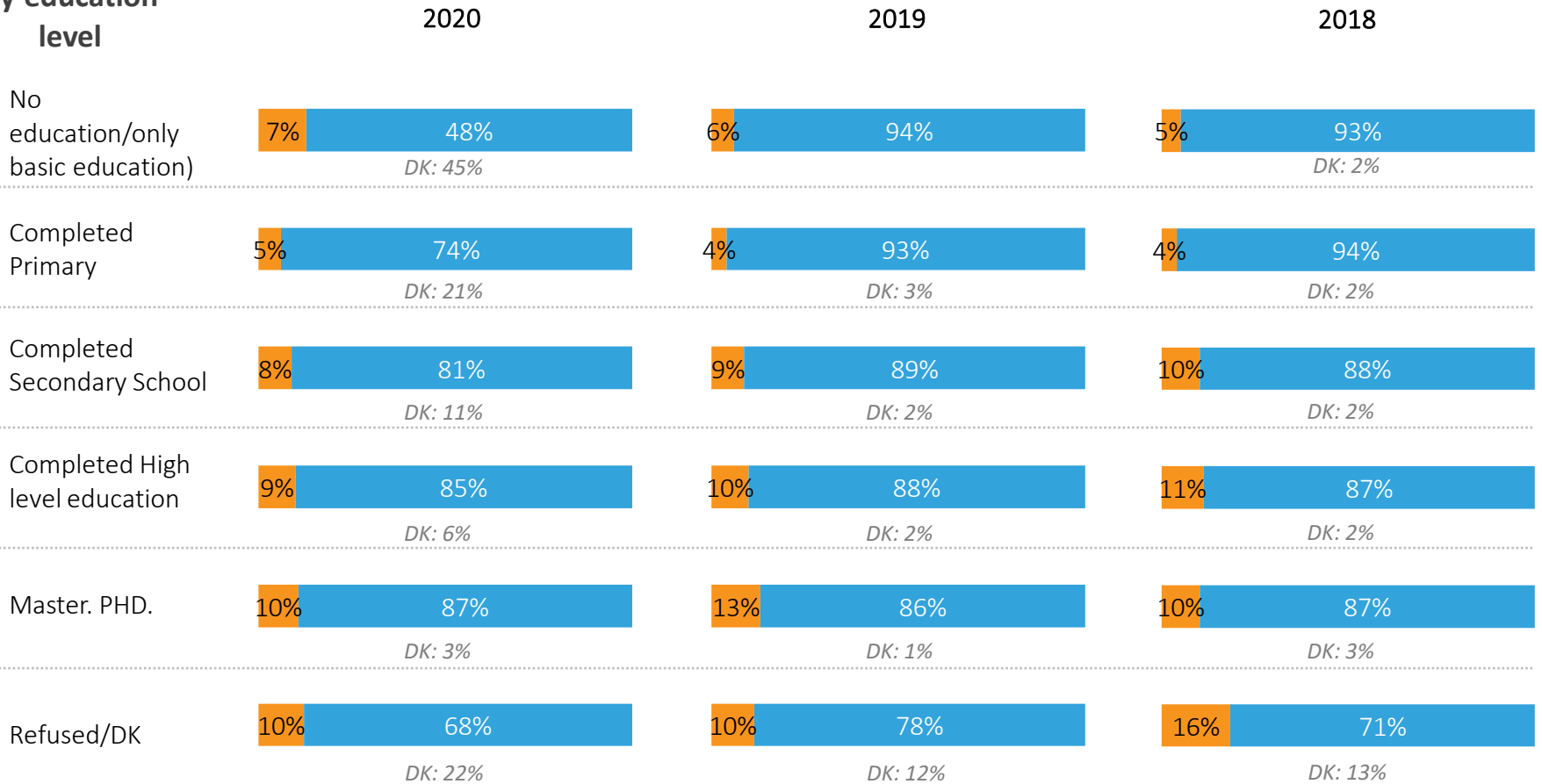
Suffered any kind of sexual harassment 2020

% within female population



■ YES ■ NO

By education level



Source: WIN 2020. Base: 14 587.

P5. Have you suffered from any kind of sexual harassment in the past year?

Note: The total percentage may not always add up to 100 due to rounding and/or multiple response questions.

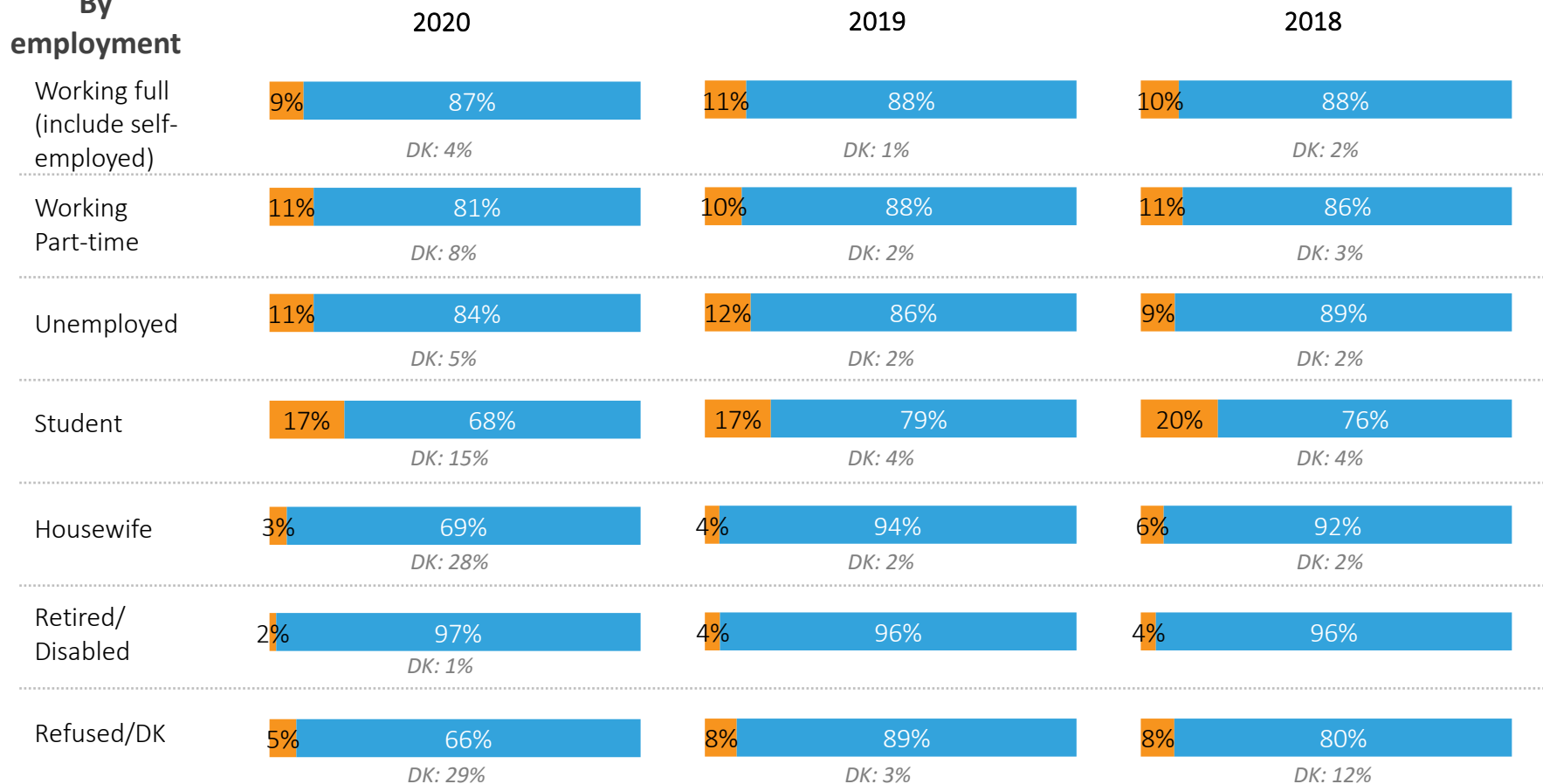
Suffered any kind of sexual harassment 2020

% within female population



■ YES ■ NO

By employment



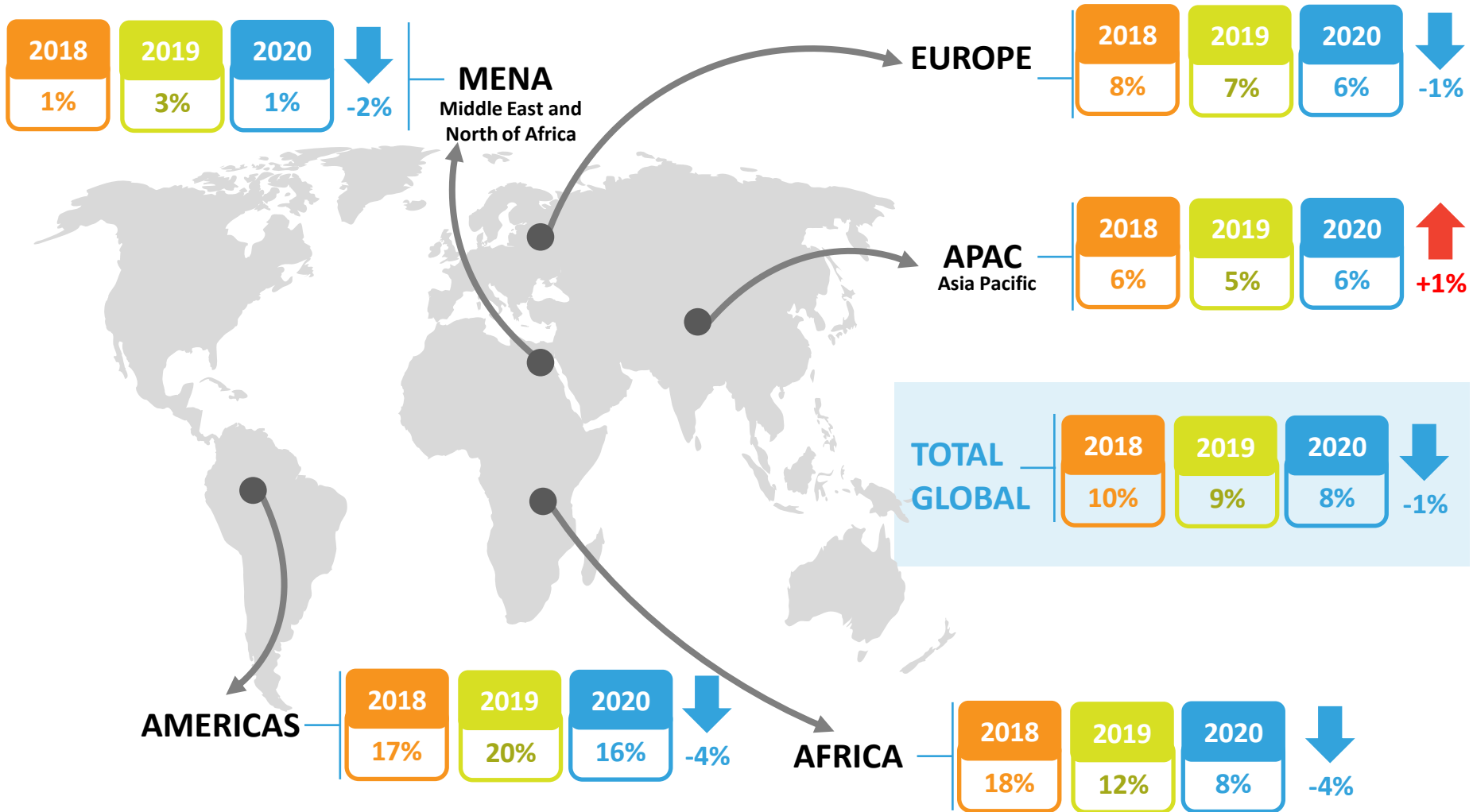
Source: WIN 2020. Base: 14 587.

P5. Have you suffered from any kind of sexual harassment in the past year?

Note: The total percentage may not always add up to 100 due to rounding and/or multiple response questions.

Suffered any kind of sexual harassment 2020

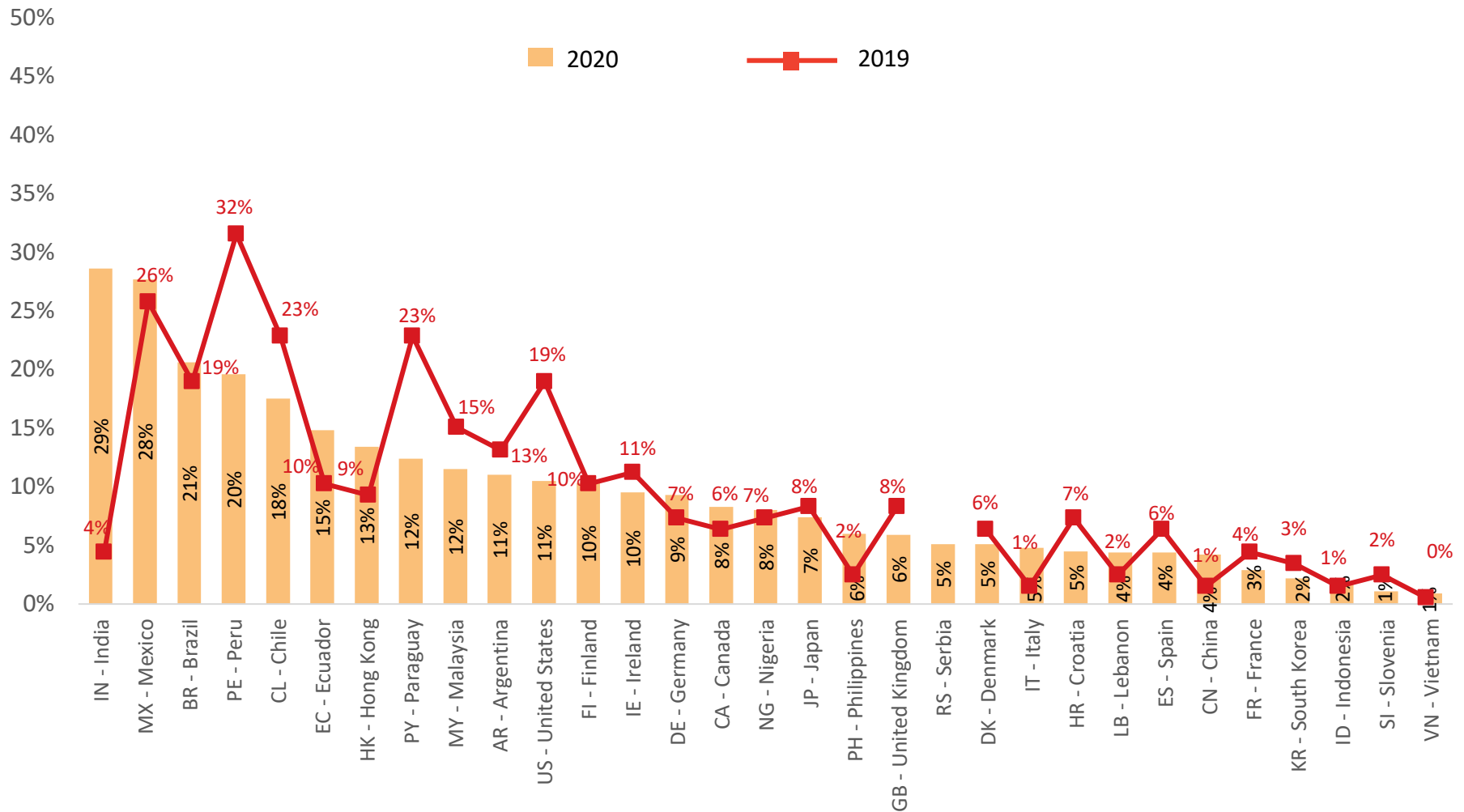
% within female population



Source: WIN 2020. Base: 14 587. The percentages of Dk / Nr have not been plotted

Suffered any kind of sexual harassment 2020

% within female population



Source: WIN 2020. Base: 28 665. The percentages of Dk / Nr have not been plotted.

P5. Have you suffered from any kind of sexual harassment in the past year?

METHODOLOGY

COUNTRY	COMPANY	SAMPLE SIZE	COVERAGE
ARGENTINA	Voices!	1016	Nationwide
BRAZIL	Market Analysis Brasil	1120	Nationwide
CANADA	Legér 360	1000	Nationwide
CHILE	ACTIVIA RESEARCH	1000	Nationwide
CHINA	WisdomAsia Marketing & Research Counseling	1000	Nationwide
CROATIA	MEDIANA FIDES	520	Nationwide
DENMARK	DMA Research A/S	500	Nationwide
ECUADOR	CEDATOS	700	Quito-Guayaquil
FINLAND	TALOUSTUTKIMUS Oy	651	Nationwide
FRANCE	BVA	1000	Nationwide
GERMANY	Produkt + Markt	1000	Nationwide
HONG KONG	CSG	509	Nationwide
INDIA	DataPrompt International Pvt. Ltd.	500	Nationwide
INDONESIA	DEKA Insight Indonesia	1000	Nationwide
IRELAND	REDC	1001	Nationwide
ITALY	BVA Doxa	1000	Nationwide
JAPAN	NIPPON RESEARCH CENTER, LTD.	1137	Nationwide

METHODOLOGY

COUNTRY	COMPANY	SAMPLE SIZE	COVERAGE
LEBANON	REACH SAL	500	Nationwide
MALAYSIA	Compass Insights Sdn. Bhd.	500	Nationwide
MEXICO	BRAIN RESEARCH	500	Nationwide
NIGERIA	Market Trends International	1000	Nationwide
PAKISTAN	Gallup Pakistan	1103	Nationwide
PARAGUAY	ICA Consultoria Estratégica	500	Nationwide
PALESTINIAN TERRITORIES	PSRC (Philippines Survey & Research Center Inc.)	1000	Nationwide
PERU	Datum Internacional	1210	Nationwide
PHILIPPINES	PCPO Palestinian Centre for Public Opinion	1489	Nationwide
POLAND	Mareco Polska	587	Nationwide
SLOVENIA	MEDIANA	798	Nationwide
SOUTH KOREA	Gallup Korea	1500	Nationwide
SERBIA	MEDIANA ADRIA	500	Nationwide
SPAIN	Istituto DYM	1006	Nationwide
UK	ORB INTERNATIONAL	1000	Nationwide
USA	SSRS	800	Nationwide
VIETNAM	Indochina Research	600	Ha Noi and Ho Chi Minh City

Total of 26433 surveys online throughout the world

Field dates: From October 21 to December 15