

# Summer Travel 2022: The Impact of Gas Prices and COVID



**ssrs**  
research.refined.

@ssrs\_research | ssrs.com

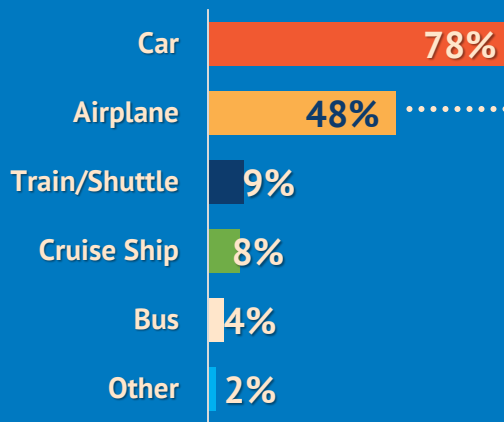


@ssrs\_research | ssrs.com

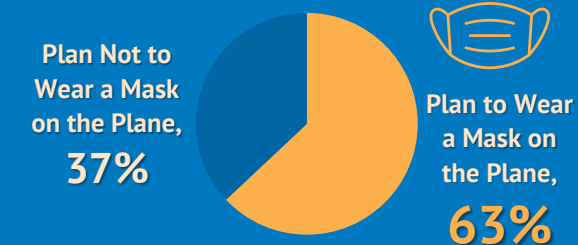
# AMERICANS PLAN TO TRAVEL MORE FOR VACATION THIS SUMMER.

>>> **64%** of adults say they plan to travel for a vacation **this Summer** | **47%** >>> say they went on a Summer vacation **last year (2021)**

Among Those Who Plan to Travel on Vacation this Summer (N=671), Plan to Travel by...

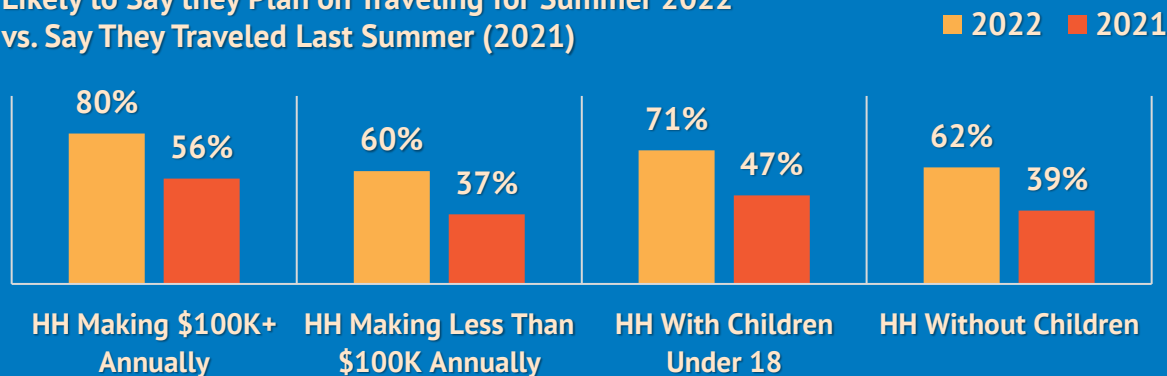


Among Those Who Plan to Travel On Vacation this Summer by Airplane (N=328):



Democrats (83%) and Independents (63%) are more likely to wear masks on a plane this summer than Republicans (28%).

Likely to Say they Plan on Traveling for Summer 2022 vs. Say They Traveled Last Summer (2021)



# AMERICANS SAY GAS PRICES WILL HAVE A BIGGER IMPACT ON SUMMER TRAVEL THAN COVID-19.



**69%** say gas prices will reduce how much they travel this Summer.

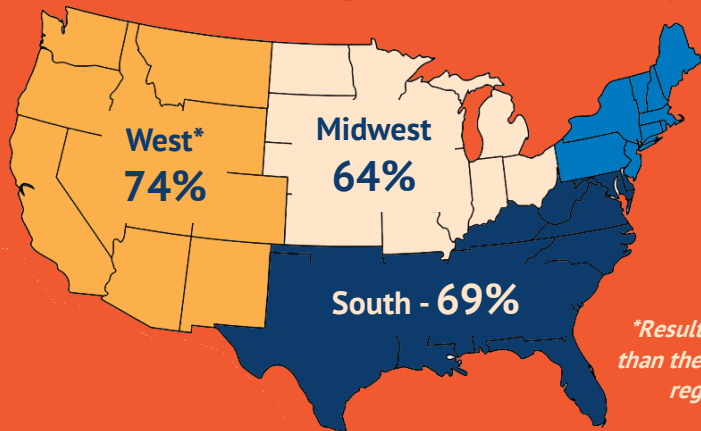
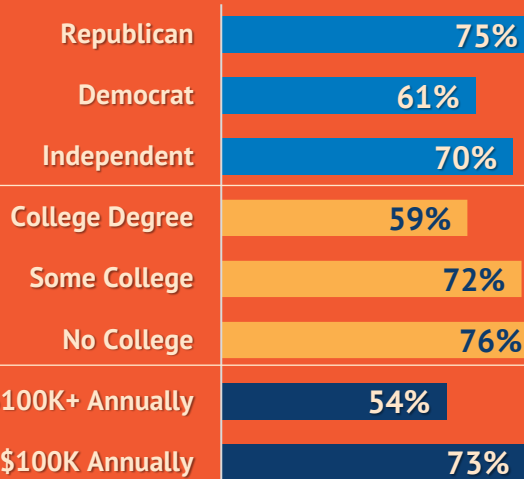


**38%**  
a lot less



**31%**  
a little bit less

## Say Gas Prices Will Affect Summer Travel: Demographic Breakdown



Northeast  
65%



*\*Results from the West are significantly higher than the Midwest. Differences between the other regions are not statistically significant.*

HELLO  
SUMMER



@ssrs\_research | ssrs.com

**ssrs**  
research.refined.

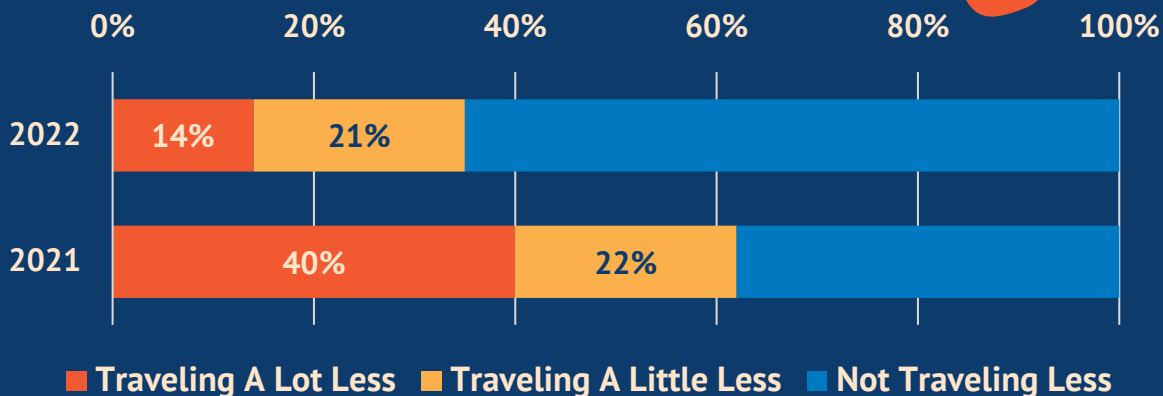


# COVID-19 IS HAVING LESS OF AN IMPACT ON 2022 SUMMER VACATIONS PLANS COMPARED TO 2021.

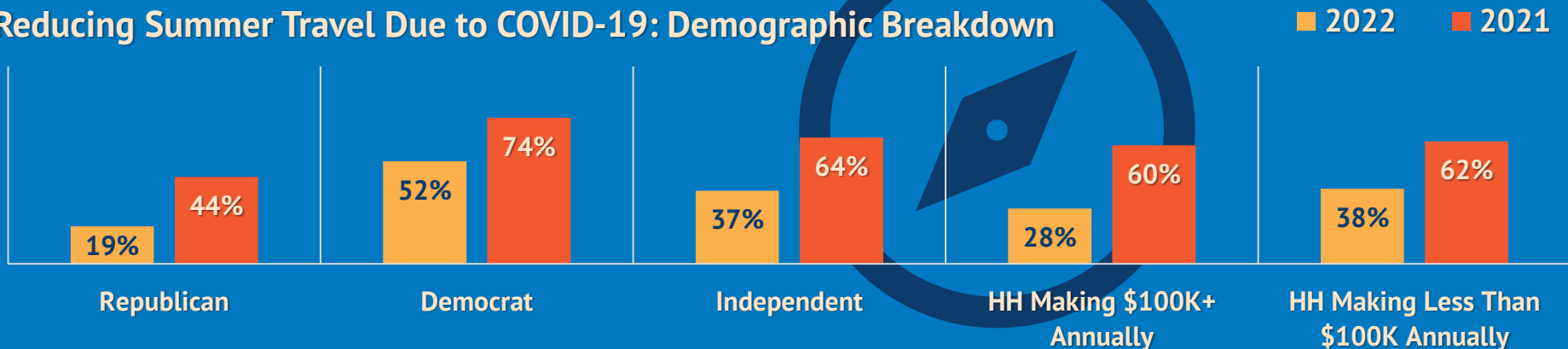
**36%** of Americans say they will reduce how much they travel this summer due to **COVID-19**.



### Impact of COVID-19 on Summer Travel



## Reducing Summer Travel Due to COVID-19: Demographic Breakdown



# Methodology

Interviews for this study were conducted on the SSRS Opinion Panel Omnibus from May 20 – 23, 2022, among a nationally representative sample of 1,000 respondents age 18 and older. The margin of error for total respondents is +/-3.5 percentage points at the 95% confidence level and the design effect is 1.27.

The SSRS Opinion Panel Omnibus is a multi-client, probability-based survey that fields twice a month. It delivers a nationally representative sample of adults age 18 or older in English (with Spanish language option). Data collection is conducted online and via phone (for non-internet and web reluctant respondents) using the probability based SSRS Opinion Panel. Learn more at [ssrs.com/ssrs-omnibus-survey](https://ssrs.com/ssrs-omnibus-survey).

## Did you like this report? Then let's get social!

Click on the Images to Follow Us



Join our Mailing List  
for Monthly Insights



Click the Envelope  
to Sign Up

## Summer Travel 2022: The Impact of Gas Prices and COVID

For more information, visit  
[www.ssrs.com](https://www.ssrs.com) or contact [info@ssrs.com](mailto:info@ssrs.com)

